

ArcPad Xtreme tm



Client: _____

Project: _____

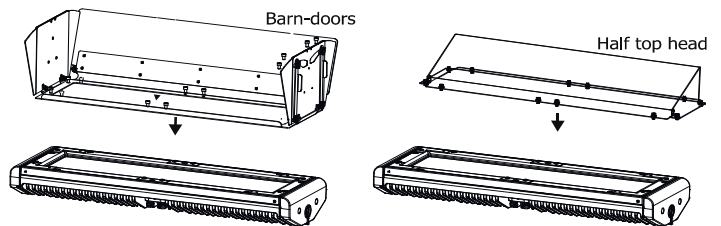
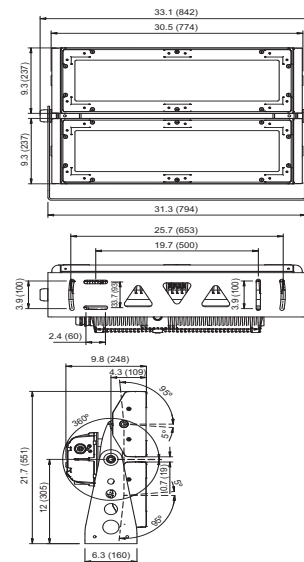
Specifier: _____

Type: _____ Qty: _____

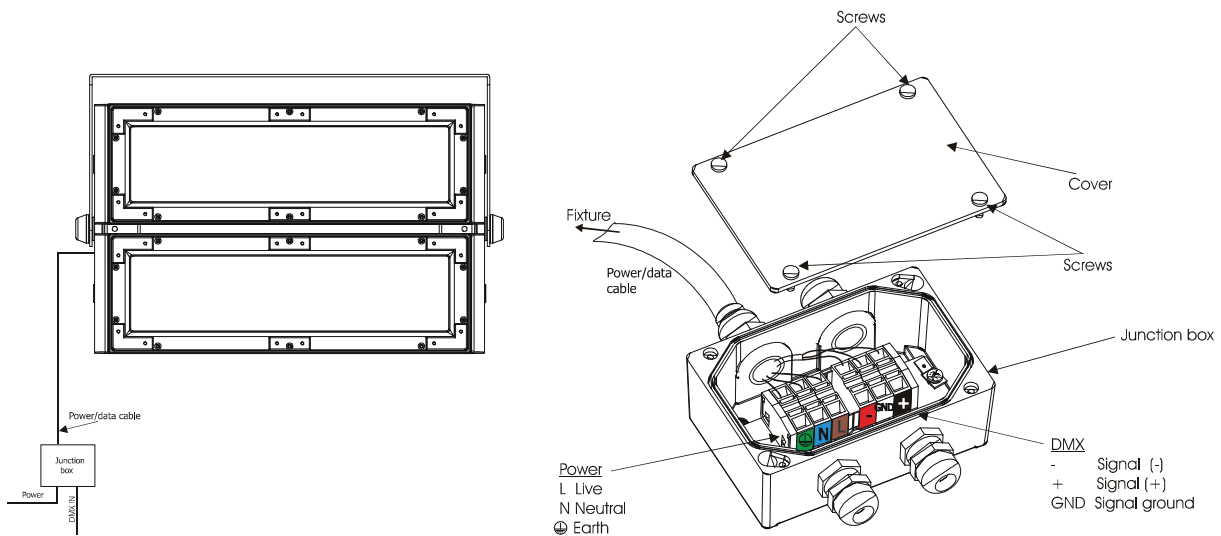


FEATURES:

- Input Voltage: 100-240VAC 50/60Hz (Optional 277V)
- Power consumption: 580W
- Light Source: 188 x High Power LED's
- Delivered Lumen: 26866lm CW 44°
- Projected LED Life: 77,000 Hrs
- Control: DMX Controller
- Housing: Cast Aluminium - Glass cover
- Fixing Method: Stirrup
- IP Rating: IP67 (IP66 Junction Box)
- Operating Ambient Temp: -20°C/+40°C [-4°F/+104°F]
- Certification: ETL / cETL, CE, RoHS
- 5 Year Warranty



Connection Scheme:



Accessories:



Barn Door Module (2pcs in 1 Box)



Top Hat Module (2pcs in 1 Box)



Half Top Hat Module (2pcs in 1 Box)

Product Specification:

| | | | |
|-----------------------------|-----------------------------------|--------------------------------|---|
| Electrical | Input Voltage | | 100-240V AC 50/60 Hz (Optional 277V) |
| | Power Consumption | | 580W +/- 10% |
| | In Rush Current | | 46Amp Peak Max @ 1/2 Cycle 264V |
| Optical | Light Source | | 188 x High Power LED's |
| | | RGBW | W = WW-3200K or CW-6500K |
| | | PW | 3200K, 4300K, 6500K |
| | | SW | 3200K - 6500K |
| | LED Channels | | Red / Green / Blue / White, Pure White, Smart White |
| | Beam Angle | | 10°, 23°, 44°, 14°x26° |
| Projected Lumen Maintenance | | 77,000 hrs (L70@ 25°C / 77°F) | |
| Control | Interface Protocol | | DMX512 |
| | Wireless DMX (Optional Accessory) | | Lumen Radio CRMX Technology |
| | Control System | | Anolis Lighting Controls or any Third Party DMX512 Controller |
| | Power Supply | | Integral (Standard) Remote (Optional) |
| | Stand Alone Control | | Yes |
| Physical | Width x Height x Depth | Inches | 33.15 x 21.65 x 10.63 |
| | | mm | 842 x 550 x 270 |
| | Weight | lbs | 125.7 |
| | | kg | 57 |
| | Housing | | High Pressure Die-Cast Aluminium Body Tempered Glass |
| | Fixture Cable and Connections | | Li9YCHY - 3xAWG16+1 (2xAWG24) + Junction Box |
| | Fixing Method | | Stirrup |
| | Adjustability | | +95°/ -5°, Both LED Modules +/-180° |
| | IP Rating | | IP67 (IP66 Junction Box) |
| | IK Rating | | IK** |
| | Cooling System | | Convection |
| | Operating Ambient Temperature | | -20°C / +40°C (-4°F / +104°F) |
| | Operating Temperature | | +85°C @ Ambient +40°C (+185°F @ Ambient +104°F) |
| Certification | Listings | | ETL / cETL, CE, RoHS |

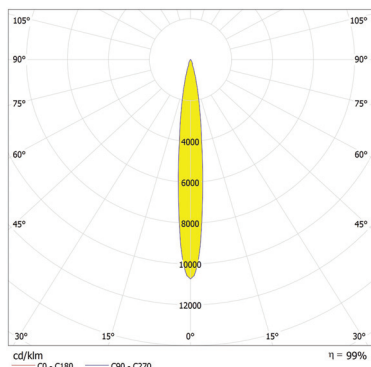
Subject to change without notice - please contact Anolis for clarification

| Accessories | Description |
|-------------|-------------------------------------|
| | Junction Box (Included) |
| | Gasket Cable Grommet M20 (Included) |
| | Barn Doors |
| | Top Hat |
| | Half Top Hat |



Photometric Data:

ArcPad Xtreme WW - 10°

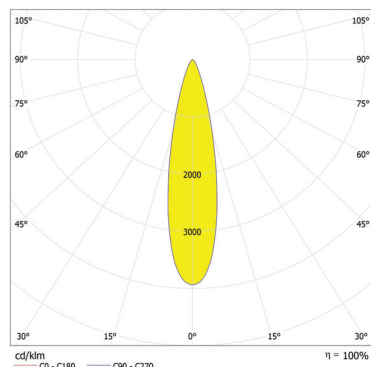


| Distance [m] | Cone Diameter [m] | E(0°) [cd] | E(CD) [cd] | Illuminance [lx] |
|--------------|-------------------|------------|------------|------------------|
| 0.5 | 0.11 | 117063 | 57745 | |
| 1.0 | 0.22 | 29266 | 14396 | |
| 1.5 | 0.33 | 13007 | 6416 | |
| 2.0 | 0.44 | 7316 | 3609 | |
| 2.5 | 0.55 | 4683 | 2310 | |
| 3.0 | 0.66 | 3252 | 1604 | |

Distance [m] Cone Diameter [m] Illuminance [lx]
 CD - C180 (Half-value Angle: 12.6°)

Total Luminous Flux: 29354lm

ArcPad Xtreme WW - 23°



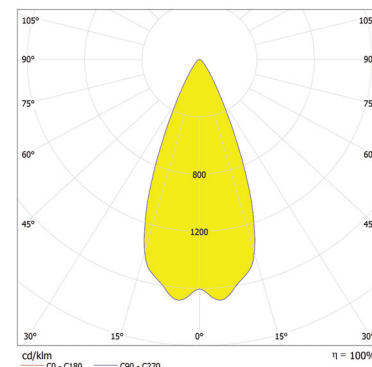
| Distance [m] | Cone Diameter [m] | E(0°) [cd] | E(CD) [cd] | Illuminance [lx] |
|--------------|-------------------|------------|------------|------------------|
| 0.5 | 0.21 | 39247 | 18578 | |
| 1.0 | 0.43 | 9812 | 4644 | |
| 1.5 | 0.64 | 4361 | 2064 | |
| 2.0 | 0.85 | 2453 | 1161 | |
| 2.5 | 1.06 | 1570 | 743 | |
| 3.0 | 1.28 | 1090 | 516 | |

Distance [m] Cone Diameter [m] Illuminance [lx]
 CD - C180 (Half-value Angle: 24.0°)

Total Luminous Flux: 26832lm

For foot Candles divide lux by 10.7

ArcPad Xtreme WW - 44°



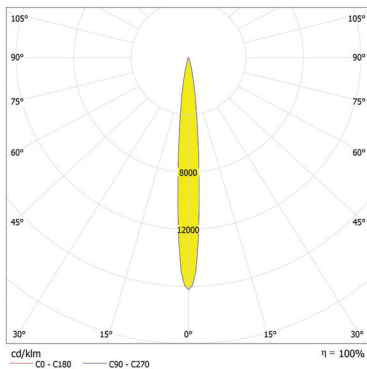
| Distance [m] | Cone Diameter [m] | E(0°) [cd] | E(CD) [cd] | Illuminance [lx] |
|--------------|-------------------|------------|------------|------------------|
| 0.5 | 0.40 | 15735 | 6676 | |
| 1.0 | 0.81 | 3924 | 1669 | |
| 1.5 | 1.21 | 1748 | 742 | |
| 2.0 | 1.62 | 983 | 417 | |
| 2.5 | 2.02 | 629 | 267 | |
| 3.0 | 2.42 | 437 | 185 | |

Distance [m] Cone Diameter [m] Illuminance [lx]
 CD - C180 (Half-value Angle: 44.0°)

Total Luminous Flux: 26418lm

Photometric Data:

ArcPad Xtreme RGBCW - 10°

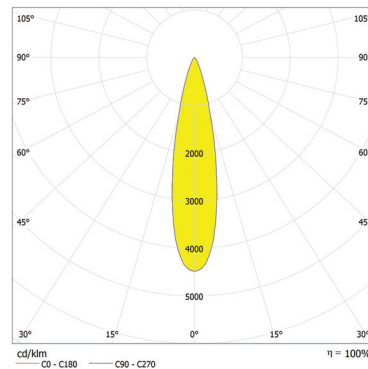


| Distance [m] | Cone Diameter [m] | E(0°) [cd/m²] | E(CO) [cd/m²] | E(0°) [lx] | E(CO) [lx] |
|--------------|-------------------|---------------|---------------|------------|------------|
| 0.5 | 0.09 | 97141 | 48667 | 24285 | 12143 |
| 1.0 | 0.18 | 24285 | 12143 | 10793 | 5317 |
| 1.5 | 0.27 | 10793 | 5317 | 6071 | 2954 |
| 2.0 | 0.36 | 6071 | 2954 | 3886 | 1955 |
| 2.5 | 0.45 | 3886 | 1955 | 2698 | 1357 |
| 3.0 | 0.54 | 2698 | 1357 | | |

Distance [m] Cone Diameter [m] Illuminance [lx]
 — C0 - C180 (Half-value Angle: 10.2°) — C90 - C270

Total Luminous Flux: 16108lm

ArcPad Xtreme RGBCW - 23°



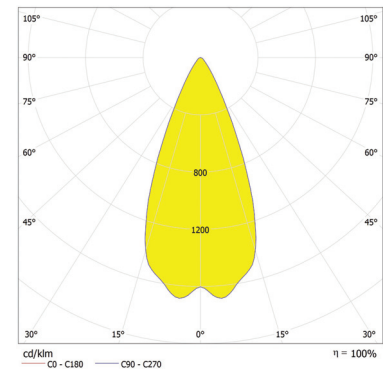
| Distance [m] | Cone Diameter [m] | E(0°) [cd/m²] | E(CO) [cd/m²] | E(0°) [lx] | E(CO) [lx] |
|--------------|-------------------|---------------|---------------|------------|------------|
| 0.5 | 0.20 | 25710 | 12140 | 6428 | 3035 |
| 1.0 | 0.41 | 6428 | 3035 | 2857 | 1349 |
| 1.5 | 0.61 | 2857 | 1349 | 1607 | 759 |
| 2.0 | 0.81 | 1607 | 759 | 1028 | 486 |
| 2.5 | 1.02 | 1028 | 486 | 714 | 337 |
| 3.0 | 1.22 | 714 | 337 | | |

Distance [m] Cone Diameter [m] Illuminance [lx]
 — C0 - C180 (Half-value Angle: 23.0°) — C90 - C270

Total Luminous Flux: 15434lm

For foot Candles divide lux by 10.7

ArcPad Xtreme RGBCW - 44°

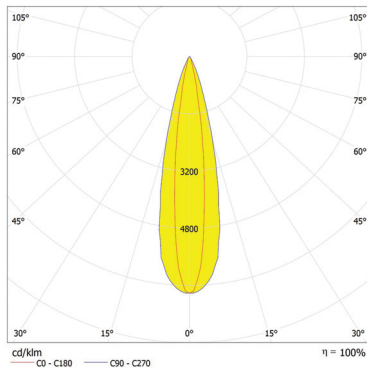


| Distance [m] | Cone Diameter [m] | E(0°) [cd/m²] | E(CO) [cd/m²] | E(0°) [lx] | E(CO) [lx] |
|--------------|-------------------|---------------|---------------|------------|------------|
| 0.5 | 0.40 | 9076 | 3851 | 2269 | 963 |
| 1.0 | 0.81 | 2269 | 963 | 1008 | 428 |
| 1.5 | 1.21 | 1008 | 428 | 567 | 241 |
| 2.0 | 1.62 | 567 | 241 | 363 | 154 |
| 2.5 | 2.02 | 363 | 154 | 252 | 107 |
| 3.0 | 2.42 | 252 | 107 | | |

Distance [m] Cone Diameter [m] Illuminance [lx]
 — C0 - C180 (Half-value Angle: 44.0°) — C90 - C270

Total Luminous Flux: 15238lm

ArcPad Xtreme RGBCW - 38°x13°



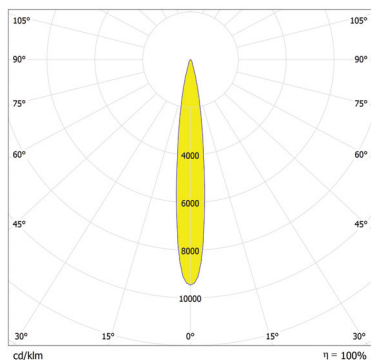
| Distance [m] | Cone Diameter [m] | E(0°) [cd/m²] | E(CO) [cd/m²] | E(0°) [lx] | E(CO) [lx] |
|--------------|-------------------|---------------|---------------|------------|------------|
| 0.5 | 0.23 | 39258 | 19118 | 9814 | 4907 |
| 1.0 | 0.47 | 9814 | 4907 | 4362 | 2132 |
| 1.5 | 0.70 | 4362 | 2132 | 2454 | 1199 |
| 2.0 | 0.94 | 2454 | 1199 | 1570 | 788 |
| 2.5 | 1.17 | 1570 | 788 | 1090 | 533 |
| 3.0 | 1.41 | 1090 | 533 | | |

Distance [m] Cone Diameter [m] Illuminance [lx]
 — C0 - C180 (Half-value Angle: 14.2°) — C90 - C270 (Half-value Angle: 26.4°)

Total Luminous Flux: 15972lm

Photometric Data:

ArcPad Xtreme CW - 14°

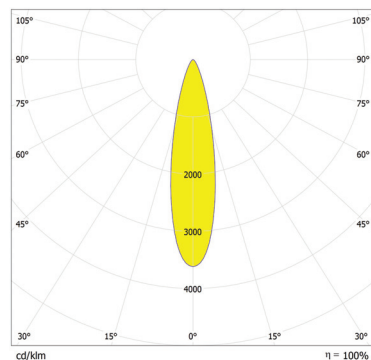


| Distance [m] | Cone Diameter [m] | E(0°) | E(C90) | E(CD) | Illuminance [lx] |
|--------------|-------------------|---------|--------|--------|------------------|
| 0.5 | 0.12 | 1349390 | 6.9° | 669980 | |
| 1.0 | 0.24 | 337348 | 6.9° | 167495 | |
| 1.5 | 0.36 | 149932 | 6.9° | 74442 | |
| 2.0 | 0.48 | 84327 | 6.9° | 41874 | |
| 2.5 | 0.61 | 53976 | 6.9° | 26799 | |
| 3.0 | 0.73 | 37483 | 6.9° | 18611 | |

Distance [m] Cone Diameter [m] Illuminance [lx]
 — C0 - C180 (Half-value Angle: 13.8°)
 — C90 - C270

Total Luminous Flux: 35674lm

ArcPad Xtreme CW - 24°



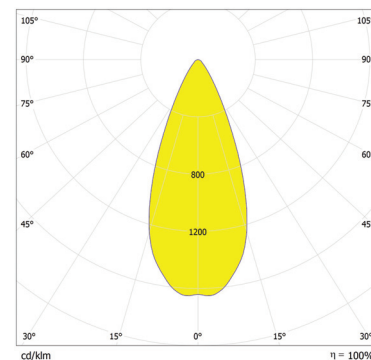
| Distance [m] | Cone Diameter [m] | E(0°) | E(C90) | E(CD) | Illuminance [lx] |
|--------------|-------------------|--------|--------|--------|------------------|
| 0.5 | 0.21 | 482672 | 12.0° | 227369 | |
| 1.0 | 0.43 | 120668 | 12.0° | 56842 | |
| 1.5 | 0.64 | 53630 | 12.0° | 25263 | |
| 2.0 | 0.85 | 30167 | 12.0° | 14211 | |
| 2.5 | 1.06 | 19307 | 12.0° | 9095 | |
| 3.0 | 1.28 | 13408 | 12.0° | 6316 | |

Distance [m] Cone Diameter [m] Illuminance [lx]
 — C0 - C180 (Half-value Angle: 24.0°)
 — C90 - C270

Total Luminous Flux: 33354lm

For foot Candles divide lux by 10.7

ArcPad Xtreme CW - 43°

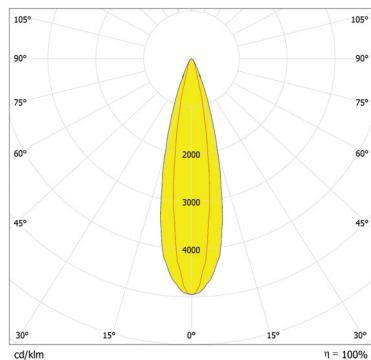


| Distance [m] | Cone Diameter [m] | E(0°) | E(C90) | E(CD) | Illuminance [lx] |
|--------------|-------------------|--------|--------|-------|------------------|
| 0.5 | 0.39 | 218911 | 21.5° | 89223 | |
| 1.0 | 0.79 | 54528 | 21.5° | 22306 | |
| 1.5 | 1.18 | 24323 | 21.5° | 9914 | |
| 2.0 | 1.58 | 13682 | 21.5° | 5576 | |
| 2.5 | 1.97 | 8756 | 21.5° | 3569 | |
| 3.0 | 2.36 | 6081 | 21.5° | 2478 | |

Distance [m] Cone Diameter [m] Illuminance [lx]
 — C0 - C180 (Half-value Angle: 43.0°)
 — C90 - C270

Total Luminous Flux: 33338lm

ArcPad Xtreme CW - 17°x28°



| Distance [m] | Cone Diameter [m] | E(0°) | E(C90) | E(CD) | Illuminance [lx] |
|--------------|-------------------|--------|--------|--------|------------------|
| 0.5 | 0.25 0.15 | 695138 | 14.1° | 318708 | |
| 1.0 | 0.50 0.30 | 173785 | 14.1° | 79677 | |
| 1.5 | 0.75 0.45 | 77238 | 14.1° | 35412 | |
| 2.0 | 1.00 0.60 | 43446 | 14.1° | 19919 | |
| 2.5 | 1.25 0.75 | 27806 | 14.1° | 12748 | |
| 3.0 | 1.51 0.90 | 19309 | 14.1° | 8853 | |

Distance [m] Cone Diameter [m] Illuminance [lx]
 — C0 - C180 (Half-value Angle: 17.0°)
 — C90 - C270 (Half-value Angle: 28.2°)

Total Luminous Flux: 35108lm