

ANOLIS[®] ARCHITECTURAL PRODUCT LINE



www.anolislighting.com

ROBE[®]

ANOLIS[®]

ARCHITECTURAL PRODUCT LINE

As the global LED lighting market continues to grow at a phenomenal rate, there are many choices for today's lighting designers and installers. Robe offers the highest quality products, supported by a global distribution network and their architectural product line Anolis includes fixtures that have been specifically designed to meet the requirements and high expectations of lighting designers, specifiers, integrators and installers.

- Robe manufactures all of its architectural products from high quality components. Working closely with our suppliers ensures reliability and consistency as required for today's wide range of lighting projects.

- Robe products are designed, tested and manufactured at our state of the art European manufacturing facility in the Czech Republic. Complete control over the manufacturing process combined with vigorous testing allows for the highest level of quality control, giving designers and specifiers the confidence to choose architectural products made by Robe.

- Robe is able to offer a complete LED solution - manufacturing both LED luminaries and the LED drivers means a matched system is available for a wide range of applications.

- Robe custom software is utilised in all drivers in order to constantly monitor

LED performance, drive currents are continually adjusted to ensure optimum performance of LEDs.

- Our products are covered by all relevant technology patents.

- Our products meet or exceed internationally recognized standards including CE, *ETL/UL, and SELV giving peace of mind to designers, specifiers and installers.



CONTENT

- 4 - 9 **Eminere** 1, 2, 3, 4
- 10 - 15 **Divine** 72
- 16 - 19 **Divine** 160
- 20 - 23 **Divine** 60 UV
- 24 - 27 **ArcPar** 150 Outdoor
- 28 - 31 **ArcSource** 4MC II
- 32 - 35 **ArcSource** Outdoor 4MC
- 36 - 37 **ArcPower** 72
- 38 - 39 **ArcPower** Unit Rack mount
/ Wall mount
- 40 - 41 **ArcPower** 48 Outdoor
- 42 - 43 **ArcPower** 192 Outdoor
- 44 - 47 **ArcSource** Outdoor 4MC Pixel
- 48 - 49 **ArcPixel** Power
- 50 - 51 **ArcPower** Unit Pixel Rack mount
/ Pixel Wall mount
- 52 - 55 **ArcSource** Outdoor 16MC Integral
- 56 - 59 **ArcSource** Outdoor 24MC Integral
- 60 - 63 **ArcSource** Outdoor 48MC Integral
- 64 - 67 **ArcSource** Inground 24MC Integral
- 68 - 71 **Ambiane** XP
- 72 - 75 **Ambiane** RGBW
- 76 - 79 **Ambiane** TD, TW, PW
- 80 - 83 **Accessories**

Eminere™ 1, 2, 3, 4

Eminere was designed by Robe for a wide range of exterior and interior applications with a variety of lens options that can be used for Flood Lighting, Wall Grazing, Wall Washing and Accent Lighting. Equipped with Robe's unique 18-bit colour mixing resolution ensures extra fine colour tuning as well as smooth dimming at low level intensity. Designed in our state-of-the-art R&D facility by industry experts with over 20 years experience in the field, Eminere is IP 67 rated and can withstand extreme conditions. Eminere is available in 1, 2, 3, and 4 foot sizes (300 / 600 / 900 / 1200 mm) with RGBW, RGBA or PureWhite single chips as standard and is easy to control, 1 pixel per foot. Eminere fixtures can be used for both permanent and temporary installations, including various architectural and architainment applications.



KEY FEATURES:

Application Flexibility Eminere's optics can be used for various applications including wall grazing, flood lighting, wall washing, wide flood lighting, spot lighting and accent lighting.

Quick and Easy Installation Plug & Play system means easy installation, fast adjustment and intuitive programming with self-addressing.

Naturally looking result Full spectrum coverage by using RGBW colour mixing with precise wave lengths of each color for modern architecture or specifically designed combination of RGBA to highlight every single detail of historical buildings or monuments.

Durability Eminere is rated IP 67, suitable for wet locations and has a protection rating of IK06. Marine grade finish option also available for harsh environmental conditions.


PRODUCT VARIANT:



RGBW



RGBA



PureWhite

FINISH OPTIONS:



RAL 9011 /
Graphite
Black



RAL 9006 /
Silver

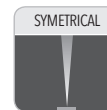


Custom Paint
Colour



Harsh
Environment

OPTIC OPTIONS:



9°, 15°, 30°,
50°, 65°, 100°



10° x 30°
15° x 90°
35° x 70°
10° x 60°



CONTROL PROTOCOLS:



DMX+RDM



Wireless -
Option

STANDARDS & CERTIFICATION:



European CE




ETL
(pending)



RoHS



IP67



IK06



Warranty*



TECHNICAL SPECIFICATIONS:

ELECTRICAL

Input Voltage	100 - 277 VAC 50/60 Hz
Typical Power Consumption	25 W per 300 mm (1 ft)

OPTICAL

Light Source	Eminere 1: 12 x High Power Single Chip LEDs Eminere 2: 24 x High Power Single Chip LEDs Eminere 3: 36 x High Power Single Chip LEDs Eminere 4: 48 x High Power Single Chip LEDs
Colour Variants	RGBW (W - 6500 K), RGBA, WW (W - 3000 K)
Beam Angle	Symmetrical: 9°, 15°, 30°, 50°, 65°, 100° Bi-symmetrical: 10° x 30°, 10° x 60°, 35° x 70°, 15° x 90° Wallwasher
Lumen Output Delivered	Eminere 1: 1.147 lm, RGBW @ 9° Eminere 2: 2.294 lm, RGBW @ 9° Eminere 3: 3.441 lm, RGBW @ 9° Eminere 4: 4.588 lm, RGBW @ 9°
Projected Lumen Maintenance	120.000 hrs (L70 @ 25 °C / 77 °F)

CONTROL

Interface Protocol	USITT DMX512, RDM, ArtNet, MA Net, MA Net2, sACN, Kling-Net
Control System	E-box With Self Addressing Feature or Custom Setting Via LCD Display
Wireless DMX (Option)	Lumen Radio CRMX Technology
Operating Modes	Pixel (12 LEDs) or Fixture mode
Settings / Addressing	Via Two Row LCD Display with Control Buttons or RDM communicator
Power Supply	Integrated
Connectivity	E-box Lite: 159 of Eminere 1 (@ 230 V and 30m cable) via 1 Output E-box Daisy: 159 of Eminere 1 (@ 230 V and 30m cable) via 1 Output E-box Star: 159 of Eminere 1 (@ 230 V and 30m cable) via 6 Outputs E-box PRO: 954 of Eminere 1 (@ 230 V and 30m cable) via 6 Outputs

PHYSICAL

Width x Height x Length	Eminere 1: 76 x 107 x 329 mm (2.99 x 3.58 x 12.95 in.) Eminere 2: 76 x 107 x 629 mm (2.99 x 3.58 x 24.76 in.) Eminere 3: 76 x 107 x 929 mm (2.99 x 3.58 x 36.57 in.) Eminere 4: 76 x 107 x 1229 mm (2.99 x 3.58 x 48.38 in.)
Weight	2.5 kg / 5.5 lbs, 4.2 kg / 9.25 lbs, 5.9 kg / 13 lbs, 8.7 kg / 19.2 lbs
Housing	High Pressure Extruded Aluminium Body End Caps - Die-Cast Aluminium Tempered Glass
Finish Options	Standard Colour - Graphite Black (RAL 9011), Silver (RAL 9006) Cost Option - Custom RAL, Harsh Environment (RAL 9016, RAL 9011)
Cables / Connections	IP67 Hybrid Connection (Power + Data)

Mounting Method	Surface Mount With Different Type of Brackets
Adjustability	+/- 95°
Protection Factor	IP67 / Suitable For Wet Locations
IK Rating	IK06
Cooling System	Convection
Operating Ambient Temperature	-20 °C / +40 °C (-4 °F / +104 °F)
Operating Temperature	+80 °C @ Ambient +40 °C (+176 °F @ Ambient +104 °F)

Protection Factor

IP67 / Suitable For Wet Locations

CERTIFICATION

Listings

ETL / cETL (pending), CE, RoHS

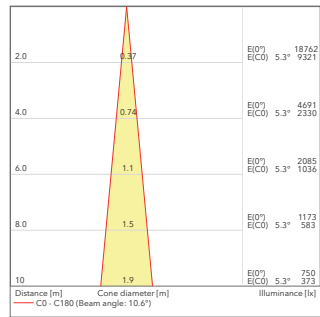
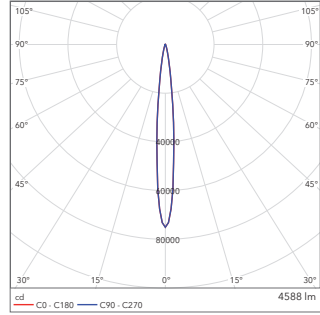
ACCESSORIES

Fixed Mounting Bracket
Adjustable Mounting Bracket 50 - 100 mm
Adjustable Mounting Bracket 100 - 200 mm
Adjustable Mounting Bracket 200 - 400 mm
Cable Cover For Eminere 1
Cable Cover For Eminere 2
Cable Cover For Eminere 3
Cable Cover For Eminere 4
Shield For Eminere 1
Shield For Eminere 2
Shield For Eminere 3
Shield For Eminere 4

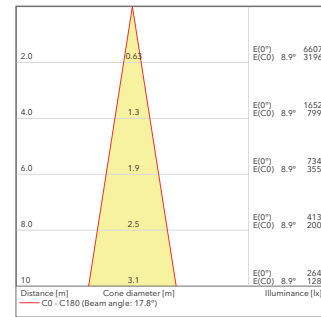
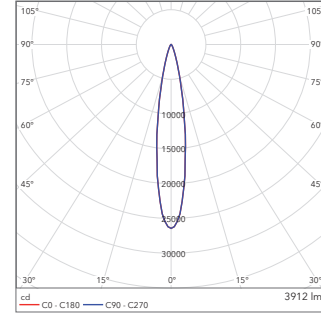
* Warranty conditions apply

PHOTOMETRIC DATA:

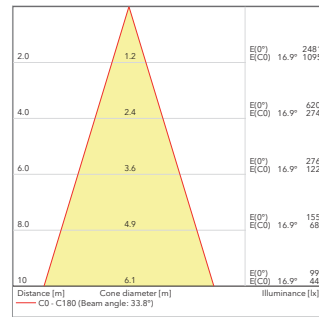
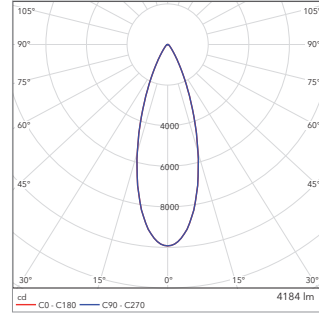
Eminere 4 RGBW 9°



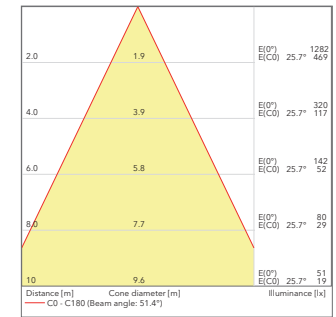
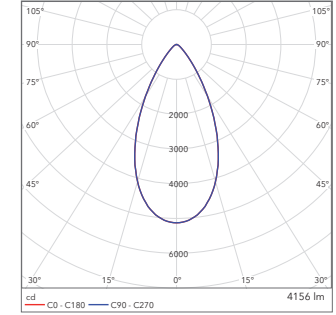
Eminere 4 RGBW 15°



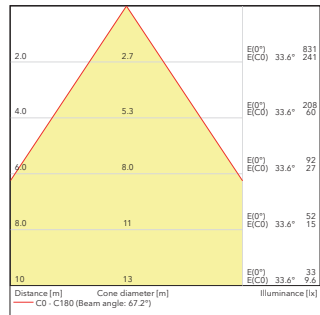
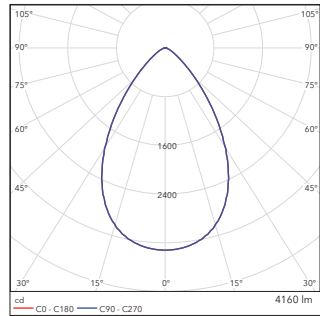
Eminere 4 RGBW 30°



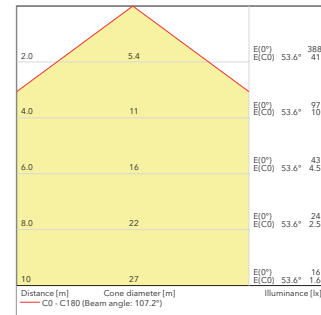
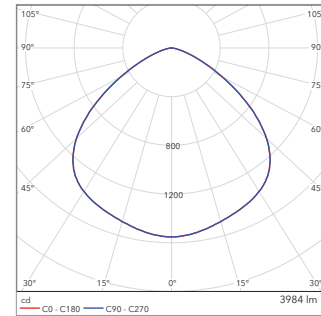
Eminere 4 RGBW 50°



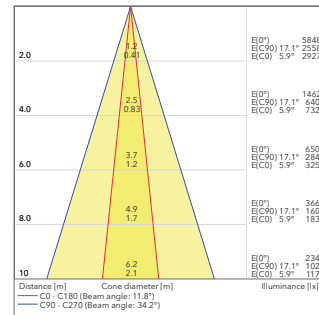
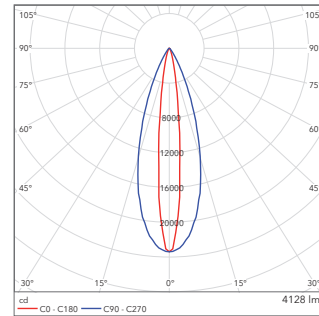
Eminere 4 RGBW 65°



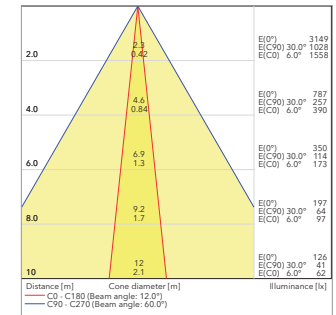
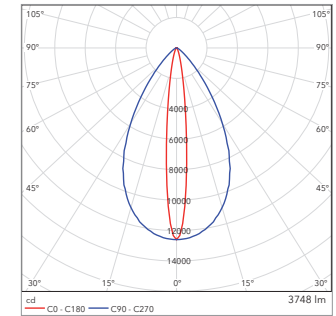
Eminere 4 RGBW 100°



Eminere 4 RGBW 10° x 30°

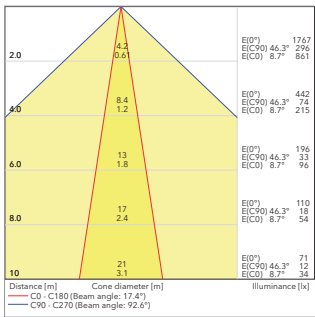
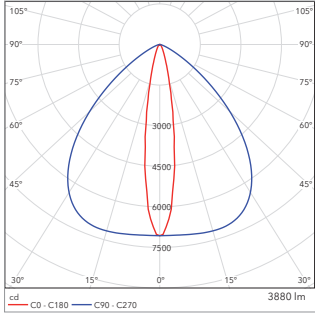


Eminere 4 RGBW 10° x 60°

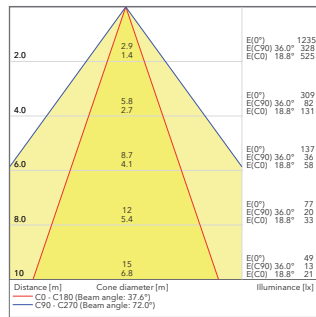
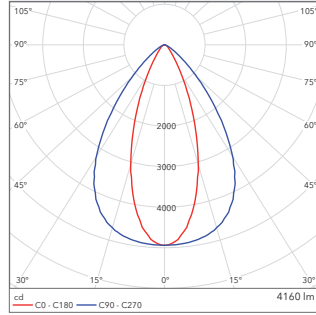


PHOTOMETRIC DATA:

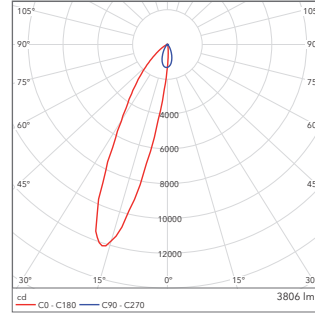
Eminere 4 RGBW 15° x 90°



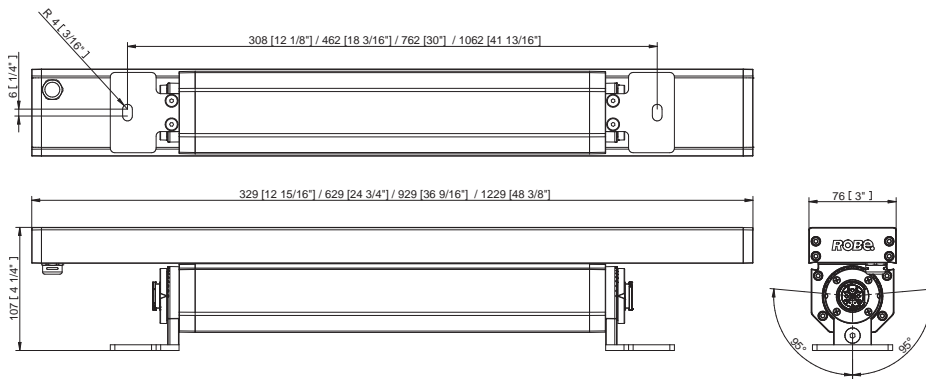
Eminere 4 RGBW 35° x 70°



Eminere 4 RGBW WallWasher



DIMENSIONS mm (in.):



Grade Listed tunnel (UK)





Divine™ 72

The latest fixture in the Divine range, the Divine 72™ features cutting-edge Zero Passive™ technology to eliminate light over-spill with our most precise optics to date. Specifically developed to optimise the beam for long throw applications, the native 6° beam angle delivers an impressive 6.573 lx at 10 meters.

Backed by a 5 year warranty and an IP67 rating, this unit has been designed for the rigours of extreme weather, and with flexible mounting options and accessories it can be installed on the most demanding projects.



KEY FEATURES:

Optimised for long throw applications, patented beam control technology eliminates light spill.

Lumen Output & Light Source
Max. 10,135 lm, typ 6,573 lx @ 10 m / 6°
72 x High Power LEDs

Projected Lumen Maintenance
60,000 hrs (L70)

Power Consumption
Typ. 325 W +/-10%

Physical (max WxHxD)
463 x 314 x 237 mm - 16.8 kg
18.2 x 12.4 x 9.3 in. - 37 lbs
Aluminium Body, Tempered Glass

CONTROL PROTOCOLS:



DMX+RDM



Wireless -
Option

FINISH OPTIONS:



RAL 9011 /
Graphite
Black



RAL 9006 /
Silver



Custom Paint
Colour

PRODUCT VARIANT:



RGBW

OPTIC OPTIONS:



6°



10°, 20°



45°



60°, 100°



6° x 30° 40° x 10°
30° x 6° 35° x 70°
6° x 60° 70° x 35°
60° x 6° 30° x 90°
10° x 40° 90° x 30°

STANDARDS & CERTIFICATION:



European CE



ETL



RoHS



IP67



IK10



Warranty*



TECHNICAL SPECIFICATIONS:

ELECTRICAL

Input Voltage	100 - 277 VAC 50/60 Hz
Typical Power Consumption	325 W +/- 10 %
Inrush Current	30 A @ 230 V, 20 A @ 115V

OPTICAL

Light Source	72 x High Power Single Chip LEDs
Colour Variants	RGBW (W - 6500 K)
Beam Angle	6°, 10°, 20°, 45°, 60°, 100°, 6° x 30°, 30° x 6°, 6° x 60°, 60° x 6°, 10° x 40° 40° x 10°, 35° x 70°, 70° x 35°, 30° x 90°, 90° x 30°

CRI	70
Peak Intensity	6.573 lx @ 10 m
Lumen Output Delivered	10.135 lm (RGBW 6°, all LEDs on full)
Projected Lumen Maintenance	60.000 hrs (L70 @ 77 °F / 25 °C)

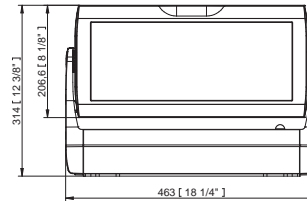
CONTROL

Display	LED Display (Inside Integrated Junction Box) Chassis Mounted LED Display (Optional) Lumen Radio CRMX Technology (Optional) USITT DMX512, RDM Third Party DMX Controllers
Wireless DMX Interface Protocol	DMX, Stand-alone
Control System	4
Operating Modes	10, 22, 5, 4
DMX Modes	10, 22, 5, 4
DMX Channels	10, 22, 5, 4
Programs / Functions / Features	Editable Program: 1 (up to 40 steps)
Settings / Addressing	Via LED Display with Control Buttons or RDM
Power Supply	Integrated

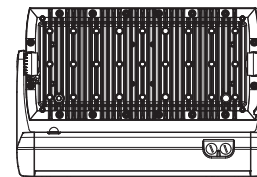
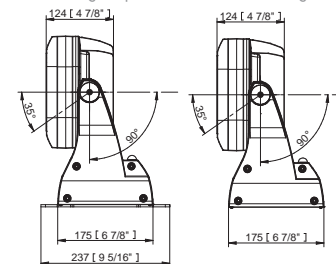
PHYSICAL

Width x Height x Depth	463 x 314 x 175 / 237 mm (18.2 x 12.4 x 6.9 / 9.3 in.)
Weight	16.8 kg / 37 lbs
Housing	High Pressure Die-Cast Aluminium Body Tempered Glass
Finish Options	Standard Colour - Graphite Black (RAL 9011), Silver (RAL 9006) Cost Option - Custom RAL
Cables / Connections	Integrated Junction Box With Terminal Block Recommended: Li9Y11Y 3 x AWG16 + 1(2 x AWG24)
Mounting Method	Surface Mount, Flush (J-Box), C-Clamp (For Side Connection Only)
Adjustability	+35° / -90°
Protection Factor	IP67 / Suitable For Wet Locations
IK Rating	IK10
Cooling System	Convection
Operating Ambient Temperature	-20 °C / +40 °C (-4 °F / +104 °F)
Operating Temperature	+75 °C @ Ambient +40 °C (+167 °F @ Ambient +104 °F)
Total Heat Dissipation	1500 BTU/h (calculated)

DIMENSIONS mm (in.):



With mounting adapter: Without mounting adapter:



CERTIFICATION

Listings

ETL / cETL (pending), CE, RoHS

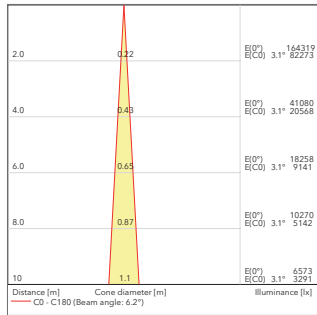
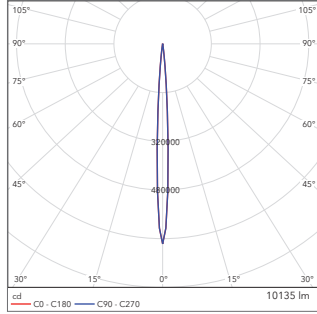
ACCESSORIES

Set Of Rubber Feet
C-Clamp Adaptor (For side conn. only)

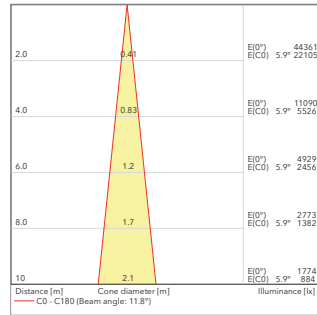
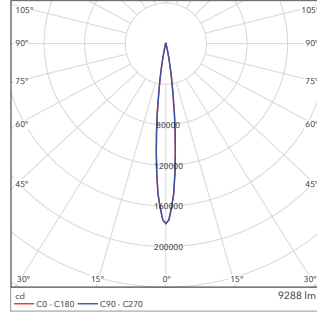
* Warranty conditions apply

PHOTOMETRIC DATA:

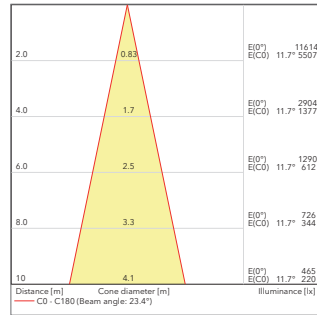
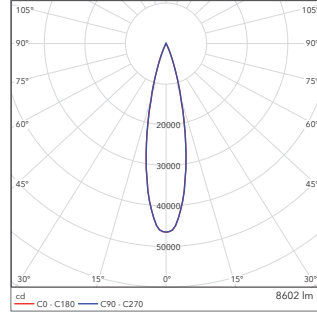
Divine 72 RGBW 6°



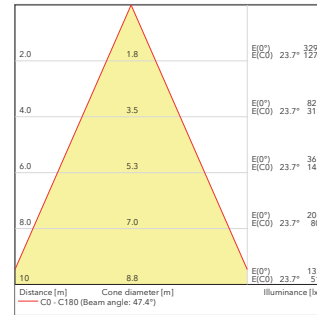
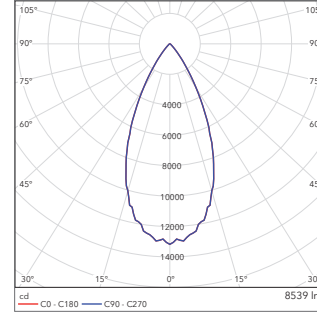
Divine 72 RGBW 10°



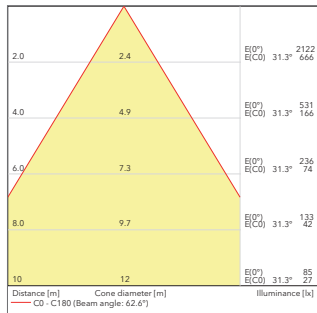
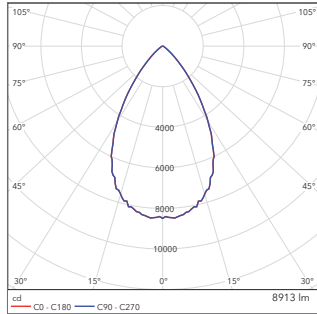
Divine 72 RGBW 20°



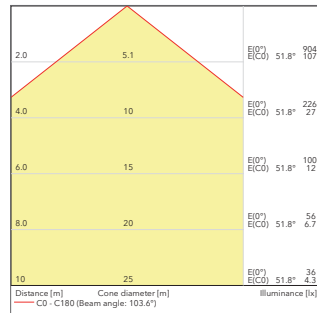
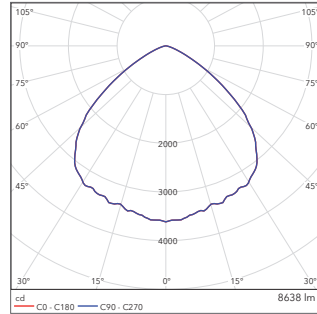
Divine 72 RGBW 45°



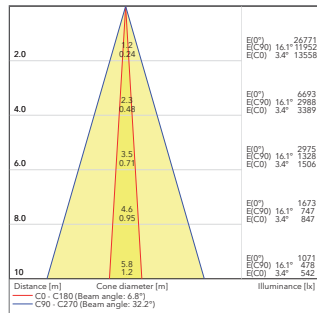
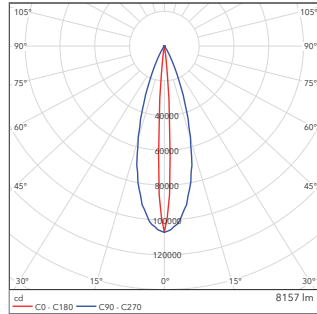
Divine 72 RGBW 60°



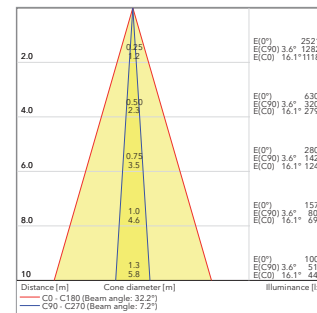
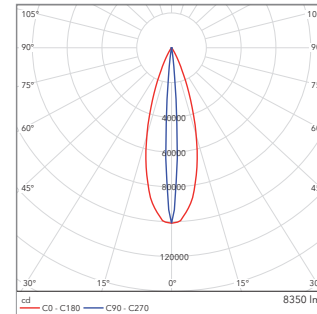
Divine 72 RGBW 100°



Divine 72 RGBW 6° x 30°

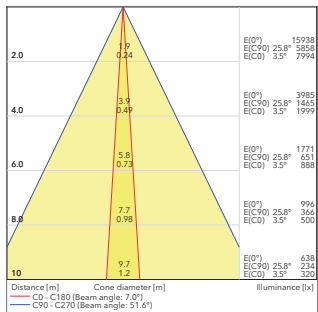
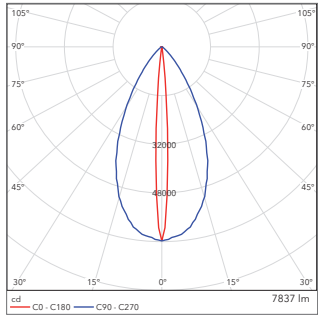


Divine 72 RGBW 30° x 6°

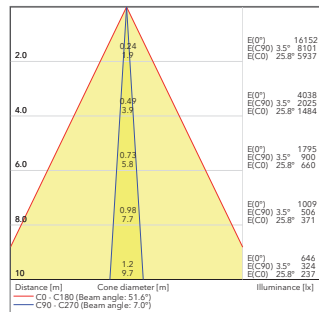
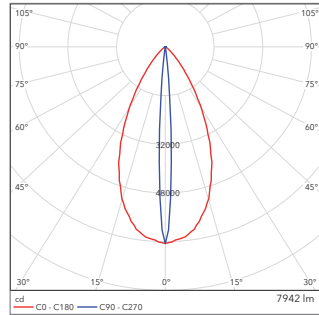


PHOTOMETRIC DATA:

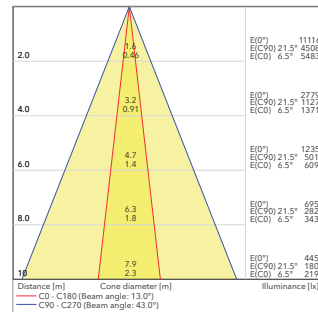
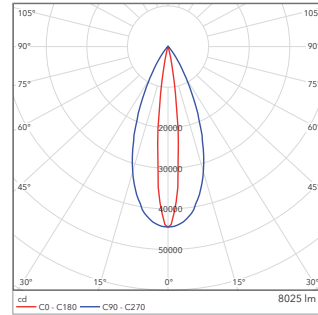
Divine 72 RGBW 6° x 60°



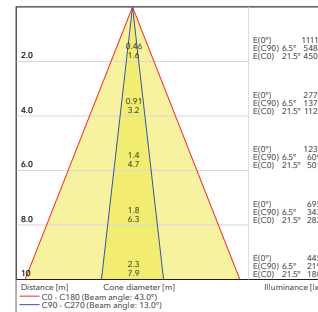
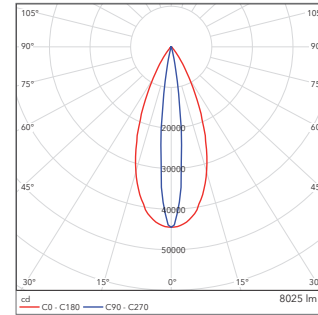
Divine 72 RGBW 60° x 6°



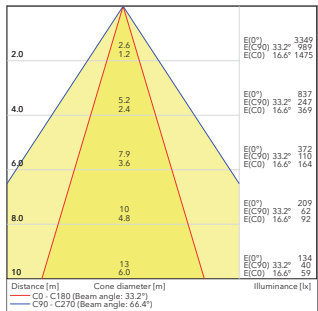
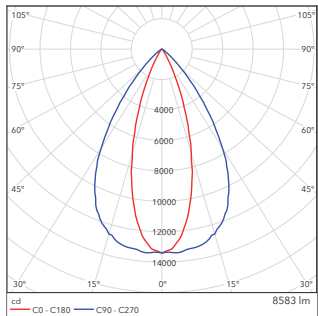
Divine 72 RGBW 10° x 40°



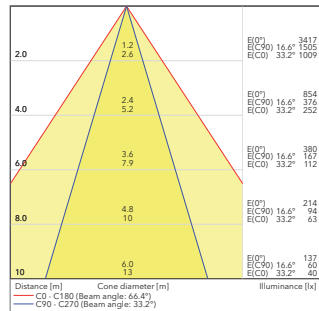
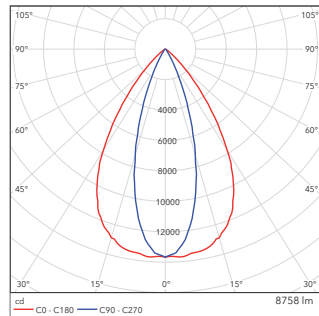
Divine 72 RGBW 40° x 10°



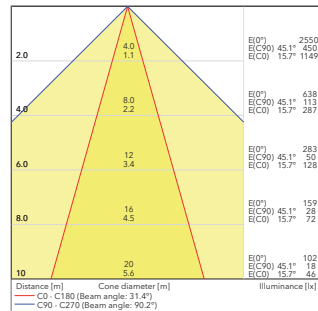
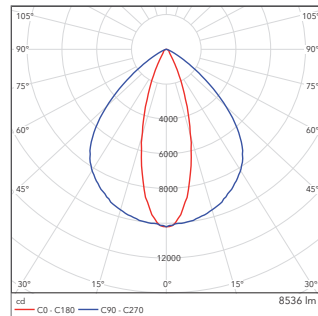
Divine 72 RGBW 35° x 70°



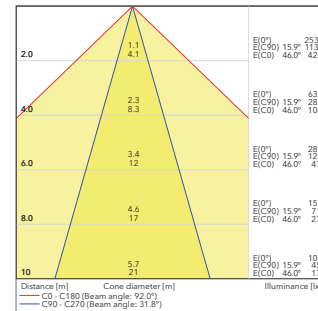
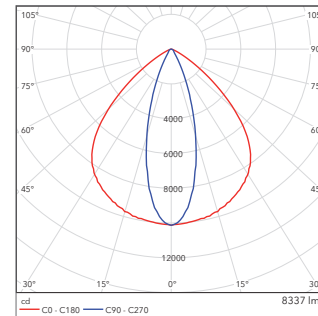
Divine 72 RGBW 70° x 35°



Divine 72 RGBW 30° x 90°



Divine 72 RGBW 90° x 30°



OUTSTANDING PERFORMANCE
72 x HIGH POWER LED

COMPACTNESS
463 x 314 x 237 mm
16.8 kg

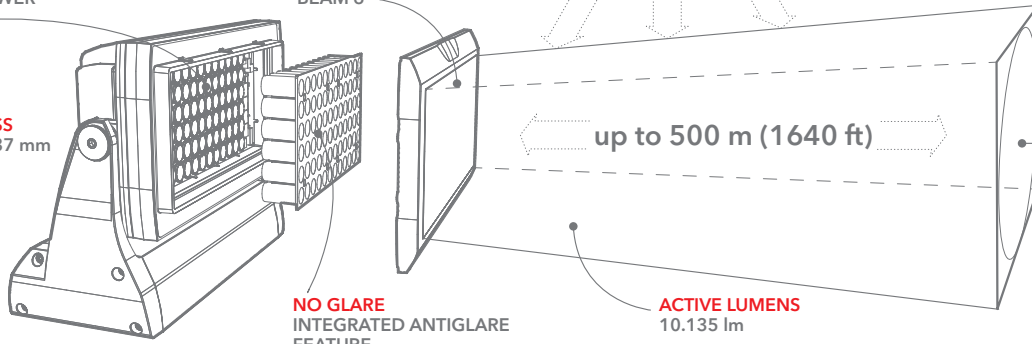
OPTICAL DESIGN
TRUE NARROW BEAM 6°

NO PASSIVE LIGHT

NO GLARE
INTEGRATED ANTIGLARE FEATURE

ACTIVE LUMENS
10.135 lm

10 lx @ 250 m
3 lx @ 500 m





Parliament House (Finland)
Photo credit: Ralph Larmann



Divine™ 160

The Divine 160 is a high-performance 440W luminaire with phenomenal light output that can be used for a variety of architectural lighting scenarios including the application of dynamic colour changing effects to building exteriors and façades, or illuminating complete areas with subtle CCT controllable white light. The Divine is available in numerous configuration options including optics for flood or accent lighting. RGBW, RGBA or PureWhite in a variety of colour temperatures combined with different mounting options and accessories make Divine a truly flexible solution.



KEY FEATURES:

Multichip optical system delivers superb light with enhanced 18 bit control. Compact & lightweight.

Lumen Output & Light Source
Max. 11.836 lm
40 x High Power Multichip LEDs

Projected Lumen Maintenance
60.000 hrs (L70)

Power Consumption
Typ. 440 W

Physical (max WxHxD)
463 x 314 x 237 mm - 14.5 kg
18.2 x 12.4 x 9.3 in. - 32 lbs
Aluminium Body, Tempered Glass


PRODUCT VARIANT:



RGBW



RGBA



PureWhite

CONTROL PROTOCOLS:

0-10V

STANDARD

PureWhite only

DMX&RDM

STANDARD

DMX+RDM



Wireless - Option

OPTIC OPTIONS:

NARROW



13°

MEDIUM



24°, 40°

FINISH OPTIONS:



STANDARD
RAL 9011 / Graphite Black



STANDARD
RAL 9006 / Silver



Custom Paint Colour

STANDARDS & CERTIFICATION:



European CE



ETL



RoHS



IP67



IK10



Warranty*



TECHNICAL SPECIFICATIONS:

ELECTRICAL

Input Voltage	100 - 277 V AC 50/60 Hz
Typical Power Consumption	440 W +/- 10 %
Inrush Current	30 A @ 230 V, 20 A @ 115V

OPTICAL

Light Source	40 x High Power Multichip LEDs
Colour Variants	RGBW (W - 6500 K), RGBA, WW (W - 3000 K)
Beam Angle	13°, 24°, 40°
Lumen Output Delivered	11.836 lm (RGBW 13°, all LEDs on full)
Projected Lumen Maintenance	60.000 hrs (L70 @ 77 °F / 25 °C)

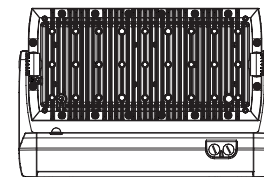
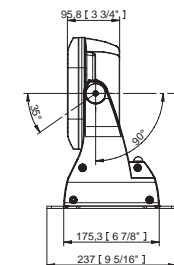
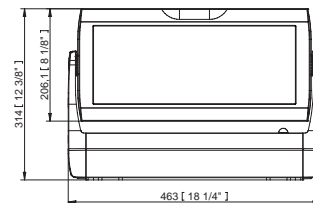
CONTROL

Display	LED Display (Inside Integrated Junction Box) Chassis Mounted LED Display (Optional) Lumen Radio CRM Technology (Optional)
Wireless DMX Interface Protocol	USITT DMX512, RDM
Control System	Third Party DMX Controllers
Operating Modes	DMX, Stand-alone
DMX Modes	4
DMX Channels	10, 22, 5, 4
Programs / Functions / Features	Editable Program: 1 (up to 40 steps)
Settings / Addressing	Via LED Display with Control Buttons or RDM
Power Supply	Integrated

PHYSICAL

Width x Height x Depth	463 x 314 x 175 / 237 mm (18.2 x 12.4 x 6.9 / 9.3 in.)
Weight	14.5 kg / 32 lbs
Housing	High Pressure Die-Cast Aluminium Body Tempered Glass
Finish Options	Standard Colour - Graphite Black (RAL 9011), Silver (RAL 9006) Cost Option - Custom RAL
Cables / Connections	Integrated Junction Box With Terminal Block Recommended: Li9Y11Y 3 x AWG16 + 1(2 x AWG24)
Mounting Method	Surface Mount, Flush (J-Box), C-Clamp (For Side Connection Only)
Adjustability	+35° / -90°
Protection Factor	IP67 / Suitable For Wet Locations
IK Rating	IK10
Cooling System	Convection
Operating Ambient Temperature	-20 °C / +40 °C (-4 °F / +104 °F)
Operating Temperature	+75 °C @ Ambient +40 °C (+167 °F @ Ambient +104 °F)
Total Heat Dissipation	1500 BTU/h (calculated)

DIMENSIONS mm (in.):



CERTIFICATION

Listings ETL / cETL, CE, RoHS

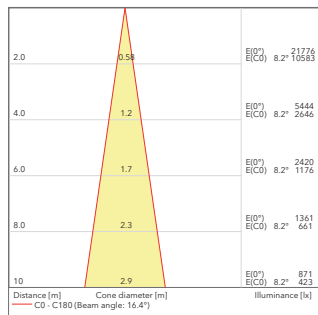
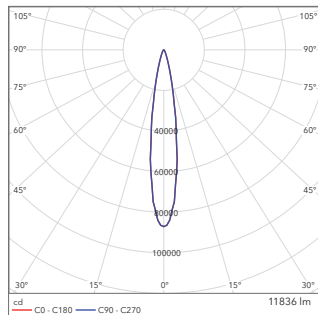
ACCESSORIES

Surface Mount Adaptor (Included)
Set Of Rubber Feet
Top Hat
Half Top Hat
C-Clamp Adaptor (for side conn. only)
Barn Door Module
Wire Guard / Anti-Glare

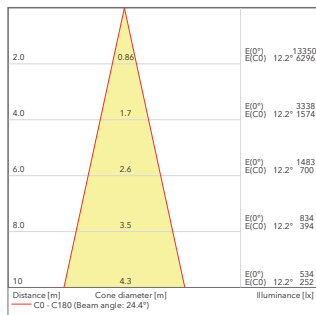
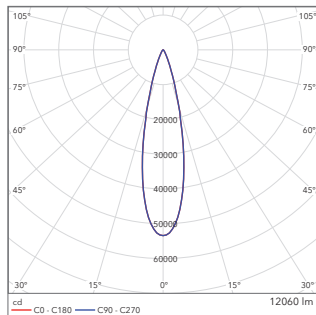
* Warranty conditions apply

PHOTOMETRIC DATA:

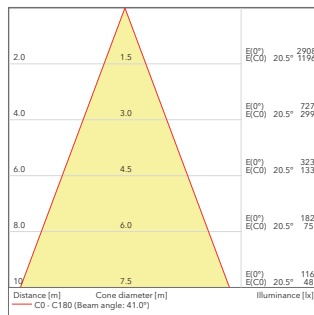
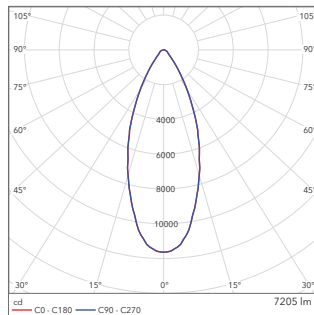
Divine 160 RGBW 13°



Divine 160 RGBW 24°



Divine 160 RGBW 40°





King Cross Station (UK)
Photo credit: Thomas Graham



Divine™ 60 UV

Excellent for theme parks, attractions, leisure facilities and entertainment venues that require a true UV „black light“ effect, both indoors and outdoors, this 180 Watt full LED luminaire produces high UV output levels at a 365nm wavelength. Built-in DMX and RDM control enables precise lighting levels and the wireless control option allows retrofitting into existing installations without additional infrastructure. All the components are rated UV-stable and housed inside an IP67 rated casing, tough enough for the most challenging applications.



KEY FEATURES:

Almost undetectable luminescence at normal lighting frequencies. Powerful output for indoor & outdoor effects.

Lumen Output & Light Source
365nm (peak) UV
60 x UV Single Chips

Projected Lumen Maintenance
16.000 hrs (L70)

Power Consumption
Typ. 180 W

Physical (max WxHxD)
463 x 314 x 237 mm - 14.5 kg
18.2 x 12.4 x 9.3 in. - 32 lbs
Aluminium Body, Tempered Glass

PRODUCT VARIANT:



UV

CONTROL PROTOCOLS:

0-10V

STANDARD

PureWhite only

DMX&RDM

STANDARD

DMX+RDM



Wireless - Option

OPTIC OPTIONS:



38°

FINISH OPTIONS:



STANDARD
RAL 9011 /
Graphite
Black



STANDARD
RAL 9006 /
Silver



Custom Paint
Colour

STANDARDS & CERTIFICATION:



European CE



ETL



RoHS



IP67



IK10



Warranty *



TECHNICAL SPECIFICATIONS:

ELECTRICAL

Input Voltage	100 - 277 V AC 50/60 Hz
Typical Power Consumption	180 W +/- 10 %
Inrush Current	30 A @ 230 V, 20 A @ 115V

OPTICAL

Light Source	60 x UV LEDs
Wave Length	365 nm (peak)
Beam Angle	38°
Projected Lumen Maintenance	16.000 hrs (L70 @ 77 °F / 25 °C)

CONTROL

Display	LED Display (Inside Integrated Junction Box) Chassis Mounted LED Display (Optional) Lumen Radio CRMX Technology (Optional)
Wireless DMX	USITT DMX512, RDM
Interface Protocol	Third Party DMX Controllers
Control System	DMX, Stand-alone
Operating Modes	Editable Program: 1 (up to 40 steps)
Programs / Functions / Features	Via LED Display with Control Buttons or RDM
Settings / Addressing	Integrated
Power Supply	

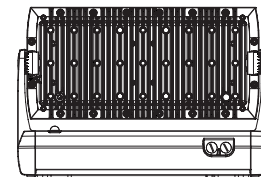
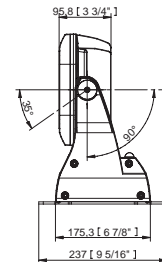
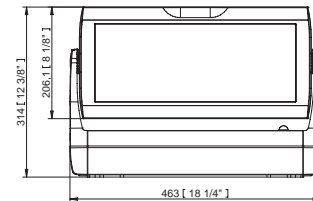
PHYSICAL

Width x Height x Depth	463 x 314 x 175 / 237 mm (18.2 x 12.4 x 6.9 / 9.3 in.)
Weight	14.5 kg / 32 lbs
Housing	High Pressure Die-Cast Aluminium Body Tempered Glass
Finish Options	Standard Colour - Graphite Black (RAL 9011), Silver (RAL 9006) Cost Option - Custom RAL
Cables / Connections	Integrated Junction Box With Terminal Block Recommended: Li9Y11Y 3 x AWG16 + 1(2xAWG24)
Mounting Method	Surface Mount, Flush (J-Box), C-Clamp (For Side Connection Only)
Adjustability	+35° / -90°
Protection Factor	IP67 / Suitable For Wet Locations
IK Rating	IK10
Cooling System	Convection
Operating Ambient Temperature	-20 °C / +40 °C (-4 °F / +104 °F)
Operating Temperature	+75 °C @ Ambient +40 °C (+167 °F @ Ambient +104 °F)
Total Heat Dissipation	680 BTU/h (calculated)

CERTIFICATION

Listings	ETL / cETL, CE, RoHS
----------	----------------------

DIMENSIONS mm (in.):



ACCESSORIES

Surface Mount Adaptor (Included)
Set Of Rubber Feet
Top Hat
Half Top Hat
C-Clamp Adaptor (For side conn. only)
Wire Guard / Anti-Glare
Adaptor Black Glass

* Warranty conditions apply





ArcPar™ 150 Outdoor

Designed with an all-in-one approach the ArcPar 150 Outdoor makes installation smoother by allowing last minute tweaks and modifications on site. The versatility of this unique product shines through with the introduction of its optical system which has a zoom ratio of 15,5:1 while an approximate range of 3.8°-60° makes ArcPar 150 Outdoor ideal for flood or spot lighting. The ArcPar 150 Outdoor has an IP 65 rating and is 'Suitable for Wet Locations.' As always, Robe's signature quality color mixing is present, easily selectable through a virtual color wheel, preset with over 60 colour options. ArcPar 150 Outdoor has Robe's innovative lens coating technology with benefits including bright and clear lenses, no scratches or marks, higher light output and longer intervals between cleaning.



KEY FEATURES:

Multichip optical system delivers superb light with enhanced 18 bit control. Compact & lightweight.

Lumen Output & Light Source
Max. 1.676 lm
7 x 40W Multichip LEDs

Projected Lumen Maintenance
20.000 hrs (L70)

Power Consumption
Typ. 220 W

Physical (max WxHxD)
228 x 234 x 412 mm - 7.5 kg
8.97 x 9.21 x 16.22 in. - 16.5 lbs
Aluminium Body, Tempered Glass

PRODUCT VARIANT:



RGBW



RGBA

CONTROL PROTOCOLS:

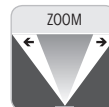


DMX+RDM



Wireless -
Option

OPTIC OPTIONS:



3.8° - 60°

FINISH OPTIONS:



RAL 9011 /
Graphite
Black



RAL 9006 /
Silver



Custom Paint
Colour

STANDARDS & CERTIFICATION:



European CE



ETL



RoHS



IP65



IK06



Warranty*



TECHNICAL SPECIFICATIONS:

ELECTRICAL

Input Voltage	100 - 240 V AC 50/60 Hz (CE) 100 - 277 V AC 50/60 Hz (US)
Typical Power Consumption	220 W +/- 10 %

OPTICAL

Light Source	7 x 40W Multichip LEDs
Colour Variants	RGBW (W - 6500 K), RGBA
Beam Angle	Zoom Range 3.8° - 60°
Lumen Output Delivered	1.676 lm (RGBW @ 40°)
Projected Lumen Maintenance	20.000 hrs (L70 @ 77 °F / 25 °C)

CONTROL

Display	2-Row LCD Display With Control Buttons
Wireless DMX	Lumen Radio CRMX Technology (Optional)
Interface Protocol	USITT DMX512, RDM
Control System	Third Party DMX Controllers
Operating Modes	DMX, Stand-alone
DMX Modes	2
DMX Channels	17, 11
Programs / Functions / Features	Virtual Color Wheel with 66 Preset Swatches Tungsten Dim Effect at Whites of 2700 K and 3000 K (Red Shift) 18-bit Driving of LEDs (Super Smooth Color Mixing And Dimming) Via LCD Display with Control Buttons or RDM Integrated, Auto-Ranging
Settings / Addressing	
Power Supply	

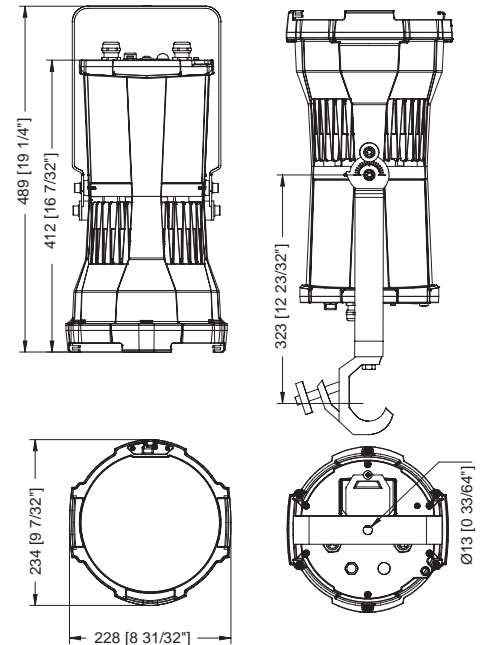
PHYSICAL

Width x Height x Depth	228 x 234 x 412 mm (8.97 x 9.21 x 16.22 in.)
Weight	7.5 kg / 16.5 lbs
Housing	High Pressure Die-Cast Aluminium Body Tempered Glass
Finish Options	Standard Colour - Graphite Black (RAL 9011), Silver (RAL 9006) Cost Option - Custom RAL
Cables / Connections	Power Cable 1.2 m Bare End, DMX Cable IN / OUT 1 m With IP67 XLR - 5 pin
Mounting Method	Yoke
Adjustability	360°
Protection Factor	IP65 / Suitable For Wet Locations
IK Rating	IK06
Cooling System	Convection
Operating Ambient Temperature	-5 °C / +45 °C (23 °F / +113 °F)
Operating Temperature	+75 °C @ Ambient +45 °C (+176 °F @ Ambient +113 °F)

CERTIFICATION

Listings	ETL / cETL, CE, RoHS pending
----------	------------------------------

DIMENSIONS mm (in.):



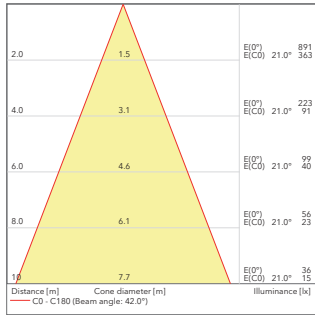
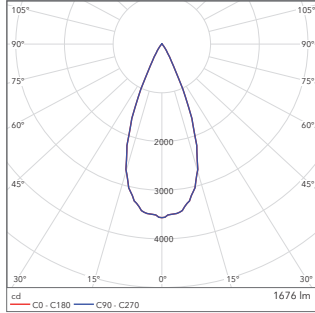
ACCESSORIES

- Top Hat
- Half Top Hat
- Doughty Trigger Clamp

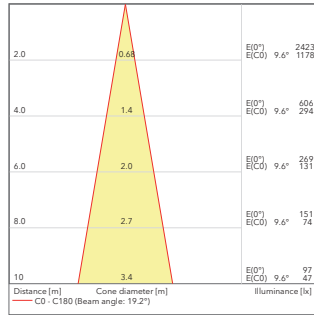
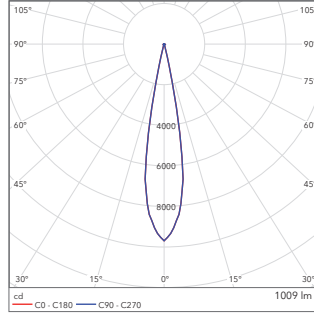
* Warranty conditions apply

PHOTOMETRIC DATA:

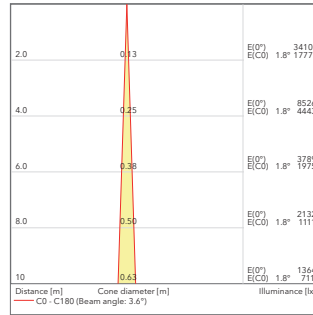
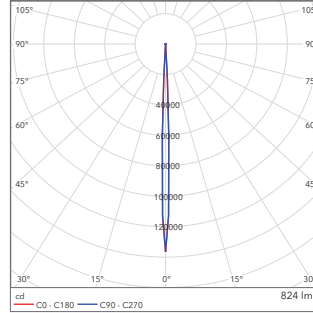
**ArcPar 150 Outdoor,
Zoom DMX 0**



**ArcPar 150 Outdoor,
Zoom DMX 128**



**ArcPar 150 Outdoor,
Zoom DMX 255**



St. Elizabeth Cathedral (Slovakia)



ArcSource™ 4MC II

Offering spectacular performance and seamless colour mixing within a small package, the ArcSource 4MC II is perfect for a broad range of interior applications. Advanced cooling and driver technology have been integrated into the fixture to deliver maximum light output without sacrificing LED longevity or increasing energy consumption making ArcSource 4MC II a versatile architectural fixture.



KEY FEATURES:

Homogenised colour mixing or fixed white from a discrete, recessed, bright luminaire.

Lumen Output & Light Source
Max. 242 lm
1 x High Power Multichip LED

Projected Lumen Maintenance
120.000 hrs (L70)

Power Consumption
Typ. 5 W

Physical (max WxHxD)
91 x ø50 mm - 0.25 kg
3.58 x ø1.97 in. - 0.55 lbs
Aluminium Body, Tempered Glass

CONTROL PROTOCOLS:

via
ArcPower
STANDARD

via ArcPower
range

FINISH OPTIONS:



RAL 9011 /
Graphite
Black



RAL 9016 /
White




Custom Paint
Colour

PRODUCT VARIANT:



RGBW



PureWhite

OPTIC OPTIONS:



10°



15°



30°



55°

STANDARDS & CERTIFICATION:



European CE



ETL



RoHS



IP20



Warranty *



TECHNICAL SPECIFICATIONS:

ELECTRICAL

Typical Power Consumption	5 W
Max. Input Current	350 mA (per channel)

OPTICAL

Light Source	1 x High Power Multichip LED
Colour Variants	RGBW (W - 6500 K), WW (W - 3000 K)
Beam Angle	10°, 15°, 30°, 55°
Lumen Output Delivered	242 lm (RGBW @ 10°, all LEDs on full, 350 mA)
Projected Lumen Maintenance	120.000 hrs (L70 @ 25 °C / 77 °F)

CONTROL

Power Supply	ArcPower range
--------------	----------------

PHYSICAL

Dia x Height	Ø70 x 101 mm (Ø 2.76 x 3.98 in.)
Weight	0.3 kg / 0.66 lbs
Housing	Precision Turned Aluminium
Cables / Connections	24 AWG x 4P CAT 5 - 1.5 m (4.29 ft) - RJ45
Mounting Method	MR16 Trim with Spring Clip
Protection Factor	IP20
Cooling System	Convection
Operating Ambient Temperature	-20 °C / +40 °C (-4 °F / +104 °F)
Operating Temperature	+58 °C @ Ambient +40 °C (+136 °F @ Ambient +104 °F)

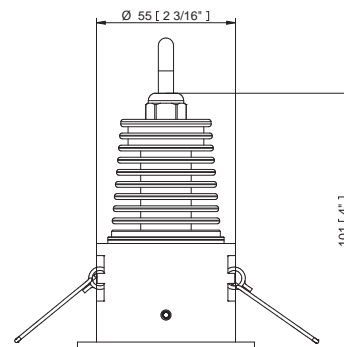
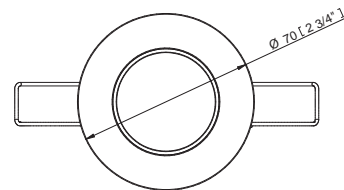
CERTIFICATION

Listings	ETL / cETL, CE, RoHS
----------	----------------------

ACCESSORIES

Cable splitter 1 to 2, RJ45 (included)
--

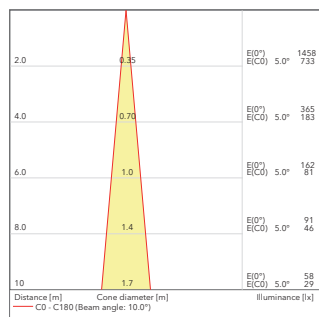
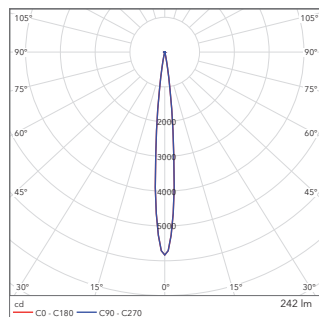
DIMENSIONS mm (in.):



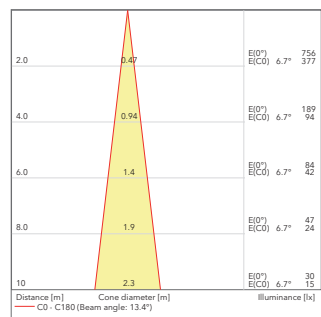
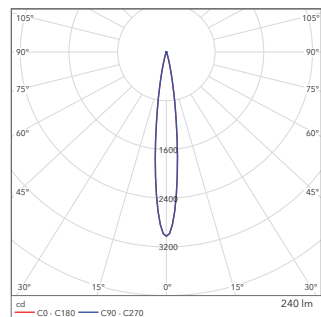
* Warranty conditions apply

PHOTOMETRIC DATA:

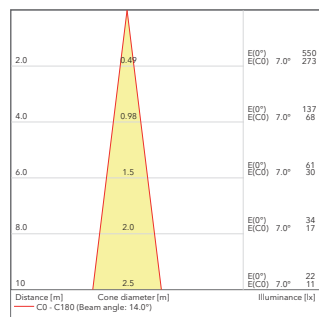
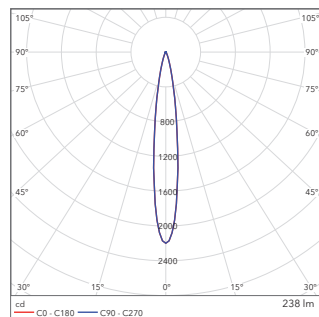
ArcSource 4MC II 10°



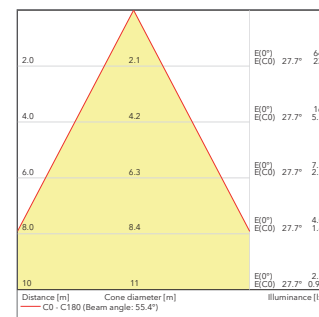
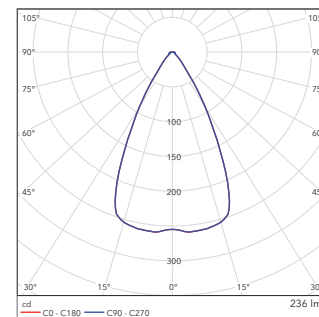
ArcSource 4MC II 15°



ArcSource 4MC II 30°



ArcSource 4MC II 55°





Blue Martini Orlando (USA)



ArcSource™ Outdoor 4MC

The ArcSource Outdoor 4MC is perfect for precision lighting of intricate building features and landscape scenarios thanks to its low voltage input. Using the latest technology in Multichip LEDs, the fixture is both functional and efficient - whilst the IP67 rating ensures it can handle the harshest of environments. With a wide range of accessories such as top hats and ground spikes this flexible product can used for various lighting scenarios.



KEY FEATURES:

Neat & discrete but powerful, white or colour changing, with a wide range of mounting options.

Lumen Output & Light Source
Max. 305 lm
1 x 15 W Multichip LED

Projected Lumen Maintenance
60.000 hrs (L70)

Power Consumption
Typ. 10 W

Physical (max WxHxD)
64 x 145 x 90 mm - 0.62 kg
2.52 x 5.71 x 3.54 in. - 1.37 lbs
Aluminium Body, Tempered Glass


PRODUCT VARIANT:



RGBW



RGBA



PureWhite

CONTROL PROTOCOLS:

via
ArcPower

STANDARD

via ArcPower
range

OPTIC OPTIONS:



7°



24°



34°



42° x 7°



7° x 42°

FINISH OPTIONS:



STANDARD

RAL 9011 /
Graphite
Black



STANDARD

RAL 9006 /
Silver



Custom Paint
Colour

STANDARDS & CERTIFICATION:



European CE



ETL



RoHS



IP67



Warranty *



TECHNICAL SPECIFICATIONS:

ELECTRICAL

Typical Power Consumption 6 W (@ 350 mA), 10 W (@ 700 mA)
Max. Input Current 700 mA (max. per channel)

OPTICAL

Light Source 1 x 15 W Multichip LED
Colour Variants RGBW (W - 6500 K), RGBA, WW (W - 3000 K)
Beam Angle 7°, 24°, 34°, 7° x 42°, 42° x 7°
Lumen Output Delivered 305 lm (RGBW 7° W - 6500 K, all LEDs on full, 700 mA)
Projected Lumen Maintenance 50.000 hrs (L70 @ 25 °C / 77 °F)

CONTROL

Display No Display
Power Supply ArcPower range

PHYSICAL

Width x Height x Depth 64 x 114 (145) x 90 mm (2.52 x 4.49 (5.71) x 3.54 in.)
Weight 0.62 kg / 1.37 lbs
Housing High Pressure Die-Cast Aluminium Body
Tempered Glass
Standard Colour - Graphite Black (RAL 9011), Silver (RAL 9006)
Cost Option - Custom RAL
Cables / Connections LiYY 8 x AWG22 - 0.5 m Long (1.64 ft) - IP67 Connector
Mounting Method Mounting Plate, Land Spike (optional)
Adjustability +/- 60°, with Adaptor Stand +80° / -90°
Protection Factor IP67 / Suitable For Wet Locations
Cooling System Convection
Operating Ambient Temperature -20 °C / +45 °C (-4 °F / +113 °F)
Operating Temperature +75 °C @ Ambient +50 °C (+167 °F @ Ambient +122 °F)

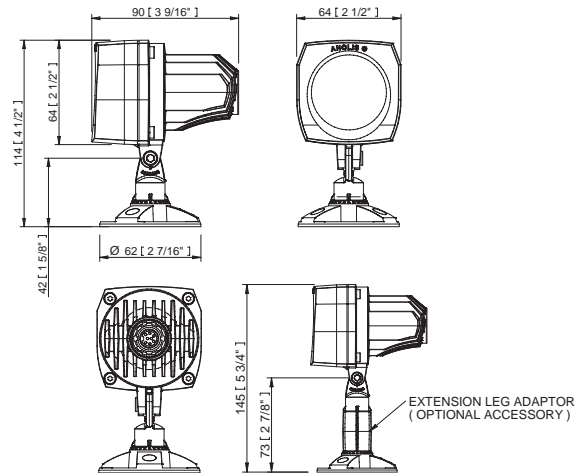
CERTIFICATION

Listings ETL / cETL, CE, RoHS

ACCESSORIES

Adaptor Stand (100 mm)	Pipe Clamp
Land Spike Single (100 mm)	Connector Chogori 8-pin (Male, Female)
Land Spike Twin (100 mm)	Connector Chogori T Piece
Land Spike Single (500 mm)	Connector Waterproof Cap (Male, Female)
Land Spike Twin (500 mm)	Cable Chogori (Female) - RJ45
Land Spike Triple (500 mm)	Cable Chogori (Female) - Chogori (Male)
Top Hat	
Half Top Hat	
Twin Wall Cover	
Floor Stand	

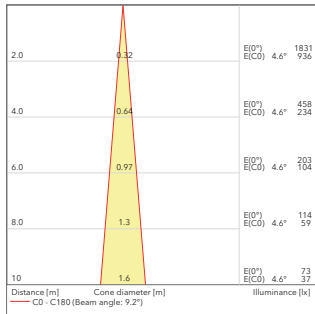
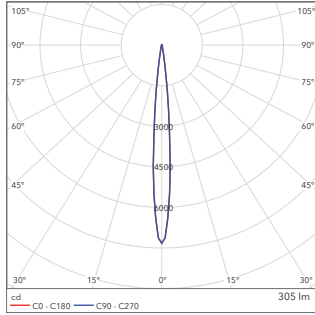
DIMENSIONS mm (in.):



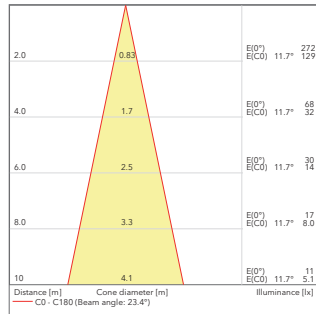
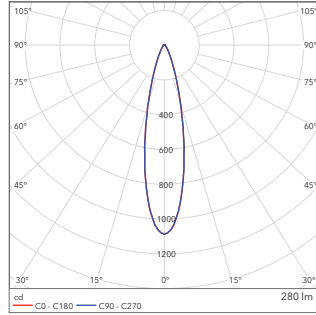
* Warranty conditions apply

PHOTOMETRIC DATA:

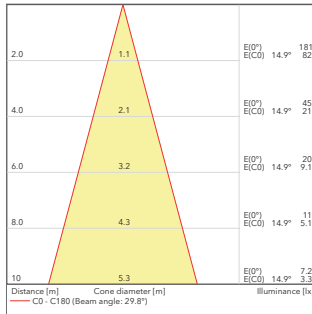
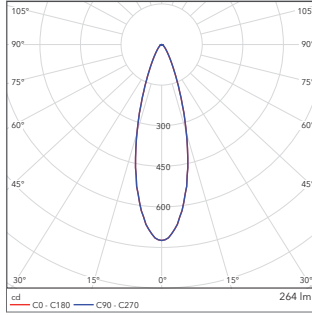
ArcSource Outdoor 4MC RGBW 7°



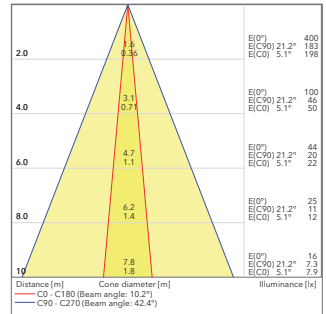
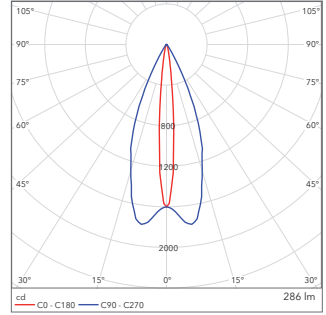
ArcSource Outdoor 4MC RGBW 24°



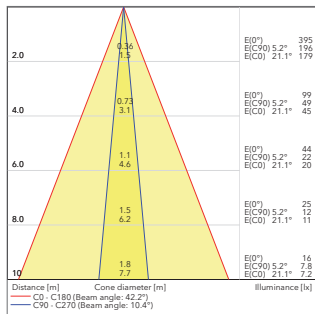
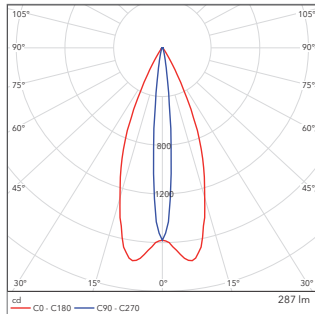
ArcSource Outdoor 4MC RGBW 34°



ArcSource Outdoor 4MC RGBW 7° x 42°



ArcSource Outdoor 4MC RGBW 42° x 7°





Aberdeen Leopard (UK)
Photo credit: courtesy Muse Developments



ArcPower™ 72

The Anolis range brought to life with power and control via the ArcPower range. Manufactured from only the highest quality components, the ArcPower line produces both the performance and reliability required for modern lighting solutions. Using industry standard protocols such as DMX 512, RS232 and DyNet along with globally recognised RJ45 connectors, the ArcPower range is the lighting designer's ideal solution.

KEY FEATURES:

Flicker free smooth dimming and control. Stand-alone and Auto-Start operation options. Ideal for ArcSource, White and Colour-changing products.

LED Output
2 Zone (RJ45 connector)
350mA per Channel (4) @ Max. 48V DC
RGB: 72 x 1W, RGBW: 84 x 1W, RGBW(MC): 20 x MC

Control Protocol (connector)
DMX512 (RJ45)
DyNet, RS232 (DE-9 male)

Input Voltage
100-240V AC 50/60 Hz Typ. 120 W
1m captive cable

Physical (max WxHxD)
326 x 136 x 56 mm - 1.8 kg
12.84 x 5.31 x 2.19 in. - 4.0 lbs



CONTROL PROTOCOLS:

DyNet

STANDARD

DyNet

RS232

STANDARD

RS232

DMX

STANDARD

DMX

FINISH OPTIONS:



STANDARD

RAL 9011 /
Graphite
Black



STANDARD

RAL 9006 /
Silver



Custom Paint
Colour

STANDARDS & CERTIFICATION:



European CE



ETL



RoHS



IP20



Warranty *



TECHNICAL SPECIFICATIONS:

ELECTRICAL

Input Voltage	100 - 240 VAC 50 / 60 Hz
Typical Power Consumption	120 W +/-10%
Max. Output Current	350 mA Per Colour

CONTROL

Interface Protocol	USITT DMX512, DyNet, RS232
Operating Modes	DMX, Master/Slave, Stand-alone
Display	3 Digit LED

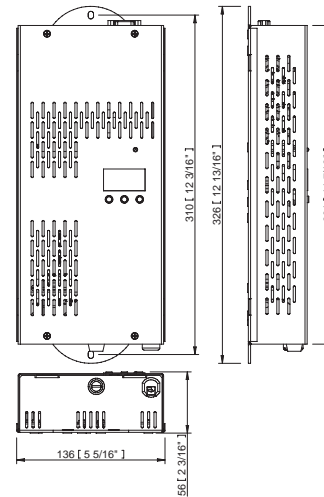
PHYSICAL

Width x Height x Depth	326 x 56 x 136 mm (12.84 x 2.21 x 5.35 in.)
Weight	4 kg / 8.82 lbs
Number of LED Output Zones	2
Max. Load Per Zone	RGB: 36 x 1W LEDs RGBW: 42 x 1W LEDs RGBW (MC): 10 x 10W MC LEDs
Total Load	RGB: 72 x 1W LEDs RGBW: 84 x 1W LEDs RGBW (MC): 20 x 10W MC LEDs
DMX Channels	6, 8, 11, 4, 4
DMX Modes	5
Built In Programs	6
Editable Programs	3 (Up To 50 Steps Each)
Max. Cable Length	80 m Per Zone
LED Output Connection	RJ45
DMX Connection In/Out	RJ45
RS232 Connection	DE-9 (Male)
Mounting Method	2 Mounting Holes
Finish Options	Standard Colour - Graphite Black (RAL 9011), Silver (RAL 9006) Cost Option - Custom RAL
Protection Factor	IP20 / Suitable For Dry Locations
Cooling System	Convection
Operating Temperature Range	-10 °C / +40 °C (14 °F / +104 °F)

CERTIFICATION

Listings	ETL / cETL, CE, RoHS
----------	----------------------

DIMENSIONS mm (in.):



* Warranty conditions apply

ArcPower™ Unit Rack mount / Wall mount

The ArcPower Unit is available in Rack or Wall mount options and integrates the latest technology to offer greater performance in terms of efficiency and flexibility, and is capable of producing both 48V and 28V as outputs, allowing global power compatibility. 8 individual outputs on the 48V version (6 on the 28V version) allow efficient and economical fixture cabling.



KEY FEATURES:

High density, fully configurable
Rack and Wall mount versions

LED Output
8 x Zone (RJ45/terminals), 48V version
6 x Zone (RJ45/terminals), 28V version

Control Protocol (connector)
DMX512, ArtNet, MANet, MANet2, sACN

Input Voltage
100 - 240 V AC 50/60 Hz (CE)
100 - 277 V AC 50/60 Hz (US)
1 m power cable

Physical (max WxHxD)
484 x 88 x 321 mm - 6.5 kg
19.05 x 3.54 x 12.64 in. - 14.3 lbs
Rack mount/Wall mount option

CONTROL PROTOCOLS:

ART
NET

STANDARD

ArtNet

DMX

STANDARD

DMX

FINISH OPTIONS:

STANDARD

RAL 9011 /
Graphite
Black

STANDARD

RAL 9006 /
Silver



Custom Paint
Colour

STANDARDS & CERTIFICATION:

CE

European CE

ETL
C
UL
1010
US

ETL

RoHS

RoHS

IP20

IP20

5
YEAR

Warranty *



TECHNICAL SPECIFICATIONS:

ELECTRICAL

Input Voltage	100 - 240 V AC 50/60 Hz (CE) 100 - 277 V AC 50/60 Hz (US)
Typical Power Consumption	1400 W +/- 10 % (CE), 1000 W (US 48 V), 700 W +/- 10 % (US 28 V)
Max. Output Voltage	48 V (CE), 28 V, 48 V (US)

CONTROL

Interface Protocol	USITT DMX512, RDM, ArtNet, MANet, MANet 2, sACN
Operating Modes	DMX, Master/Slave, Stand-alone
Display	Graphic Touch Screen (50 x 40 mm / 1.97 x 1.57 in.)
Programs / Functions / Features	Editable Program: 3 (up to 40 steps each)

PHYSICAL

Width x Height x Depth	Rack Mount: 484 (432) x 88 x 321 (282) mm (19.05 (17) x 3.54 x 12.64 (11.10) in.) Wall Mount: 482 (432) x 86 x 289 mm (18.97 (17) x 3.38 x 11.37 in.)
Weight	6.5 kg / 14.3 lbs
Number of LED Output Zones	8 (28 V: 6)
Typical Max. Load Per Output (48V)	(CE): 12x ArcSource Outdoor 4MC (US/48V): 12x ArcSource Outdoor 4MC
LED Output	RJ45, Terminal Block (8-pin)
DMX Connection In/Out	Terminal Block, 2 x 5-pin XLR
Ethernet Connection	RJ45
Other	Trigger Input, Max. 5 V DC (terminal block) 12 V DC Output for DMX Controller
Mounting Method	Wall Mount or Rack Mount
Finish Options	Standard Colour - Graphite Black (RAL 9011), Silver (RAL 9006) Cost Option - Custom RAL
Protection Factor	IP20 / Suitable For Dry Locations
Cooling System	Fan Cooled
Operating Ambient Temperature	0 °C / +40 °C (+32 °F / +104 °F)
Operating Temperature	+75 °C @ Ambient +50 °C (+167 °F @ Ambient +122 °F)
Total Heat Dissipation	4770 BTU/h (calculated)

CERTIFICATION

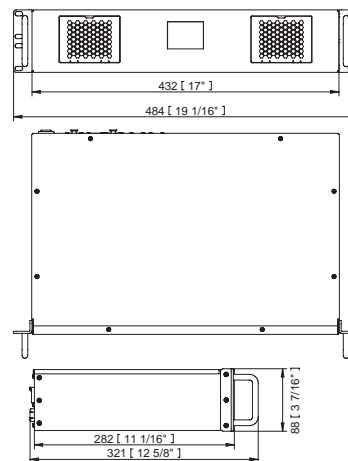
Listings ETL / cETL, CE, RoHS

ACCESSORIES

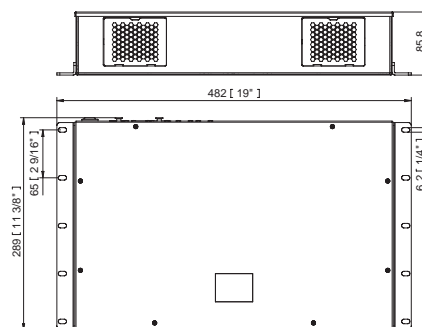
8 x Terminal Block M (included)

DIMENSIONS mm (in.):

Rack mount:



Wall mount:



* Warranty conditions apply

ArcPower™ 48 Outdoor

ArcPower 48 Outdoor delivers additional power required by large scale operations. The ArcPower 48 will operate in any condition and the wireless control option means only line voltage is required at the point of installation, further increasing the durability of the system.



KEY FEATURES:

Flicker free smooth dimming and control. Stand-alone and Auto-Start operation options. Ideal for ArcSource, White and Colour-changing products

LED Output
1 Zone
350mA per Channel (1) or 700mA per Channel (1)
RGBW MC 12 x 10W; RGBW 48x 1/3W

Control Protocol (connector)
DMX512, RDM, Wireless DMX

Input Voltage
100 - 240 V AC 50/60 Hz Typ. 130 W (CE)
100 - 277 V AC 50/60 Hz Typ. 130 W (US)
1 m captive cable

Physical (max WxHxD)
197 x 210 x 98 mm - 4 kg
7.76 x 8.27 x 3.94 in. - 8.82 lbs

CONTROL PROTOCOLS:



DMX+RDM



Wireless -
Option

FINISH OPTIONS:



RAL 9011 /
Graphite
Black



RAL 9006 /
Silver



Custom Paint
Colour

STANDARDS & CERTIFICATION:



European CE



ETL



RoHS



IP67



Warranty*



TECHNICAL SPECIFICATIONS:

ELECTRICAL

Input Voltage	100 - 240 VAC 50 / 60 Hz (CE) 100 - 277 VAC 50 / 60 Hz (US)
Typical Power Consumption	130 W, +/- 10 %
Max. Output Current	350 mA or 700 mA Per Colour

CONTROL

Interface Protocol	USITT DMX512, RDM, WIRELESS CRMX (Optional)
Operating Modes	DMX, Stand-alone
Display	Two Row LCD and Control Buttons

PHYSICAL

Width x Height x Depth	197 x 210 x 98 mm (7.76 x 8.27 x 3.85 in.)
Weight	4 kg / 8.82 lbs
Number of LED Output Zones	1
Max. Load Per Zone	RGBW MC - 12 x 10W MC LEDs RGBW - 48 x 1W / 3W LEDs 700 mA - 48 LEDs - Max. 12 LEDs Per Colour 350 mA - 48 LEDs - Max. 12 LEDs Per Colour
Lighting Effects	RGBW Colour Mixing Virtual Colour Wheel Adjustable Strobe Sequences White Colour Balance Adjusting 16 - Bit Dimming 0 - 100 %
DMX Channels	2, 3, 4, 9
DMX Modes	4
Editable Programs	3 (up to 40 steps each)
Max. Cable Length	80 m @ 350 mA, 20 m @ 700 mA
LED Output Connection	LiYY 8 x AWG22 - 1 x 0.5 m Long (1.64 ft), Chogori IP67 Connector
Finish Options	Standard Colour - Graphite Black (RAL 9011), Silver (RAL 9006) Cost Option - Custom RAL
Mounting Method	4 Mounting Holes
Protection Factor	IP67 (IP66 Junction Box), Suitable For Wet Location
Cooling System	Convection
Operating Temperature Range	Max. +60 °C @ Ambient +40 °C (140 °F @ Ambient +104 °F)

CERTIFICATION

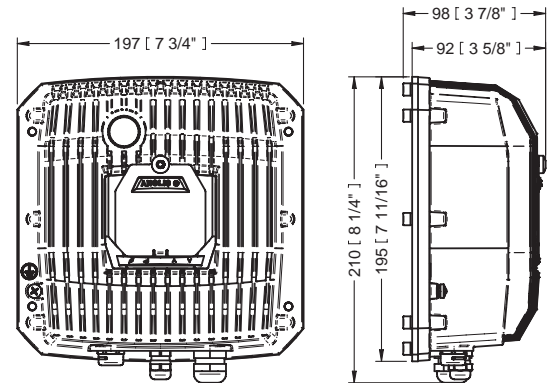
Listings	ETL / cETL, CE, RoHS
----------	----------------------

ACCESSORIES

Junction Box (Included)
Gasket Cable Grommer M20 (Included)
Connector Chogori (Male) IP67 (Included)

* Warranty conditions apply

DIMENSIONS mm (in.):



ArcPower™ 192 Outdoor

The latest addition to the Anolis ArcPower Outdoor range is the ArcPower 192 Outdoor, a 600 Watt DMX power supply with 4 individually controllable zones. IP67 means installation is possible in the widest variety of environments, both DMX and power can be daisy chained for easy installation. Optional CRMX wireless control is also available giving even more flexibility. With an optional input voltage range up to 277V ArcPower 192 Outdoor can bring a wide range of landscape/cityscape and facade applications to life.



KEY FEATURES:

Flicker free smooth dimming and control. Stand-alone and Auto-Start operation options. Ideal for ArcSource, White and Colour-changing products

LED Output
4 Zone
350mA per Channel (4) or 700mA per Channel (4)
RGBW MC 12 x 10W; RGBW 48x 1/3W

Control Protocol (connector)
DMX512, RDM, Wireless DMX

Input Voltage
100 - 240 V AC 50/60 Hz Typ. 600 W (CE)
100 - 277 V AC 50/60 Hz Typ. 600 W (US)
1 m captive cable

Physical (max WxHxD)
600 x 194 x 98 mm - 9 kg
23.62 x 7.64 x 3.86 in. - 19.84 lbs

CONTROL PROTOCOLS:



DMX+RDM



Wireless -
Option

FINISH OPTIONS:



RAL 9011 /
Graphite
Black



RAL 9006 /
Silver



Custom Paint
Colour

STANDARDS & CERTIFICATION:



European CE



ETL



RoHS



IP67



Warranty *



TECHNICAL SPECIFICATIONS:

ELECTRICAL

Input Voltage	100 - 240 VAC 50 / 60 Hz (CE) 100 - 277 VAC 50 / 60 Hz (US)
Typical Power Consumption	600 W, +/- 10 %
Max. Output Current	350 mA or 700 mA Per Colour

CONTROL

Interface Protocol	USITT DMX512, RDM, WIRELESS CRMX (Optional)
Operating Modes	DMX, Stand-alone
Display	No Display

PHYSICAL

Width x Height x Depth	600 x 194 x 98 mm (23.62 x 7.64 x 3.86 in.)
Weight	9 kg / 19.84 lbs
Number of LED Output Zones	4
Max. Load Per Zone	RGBW MC - 12 x 10W MC LEDs RGBW - 48 x 1W / 3W LEDs 700 mA - 48 LEDs - Max. 12 LEDs Per Colour 350 mA - 48 LEDs - Max. 12 LEDs Per Colour
Total Load	RGBW MC - 48 x 10W MC LEDs RGBW - 192 x 1W / 3W LEDs
Lighting Effects	RGBW Colour Mixing Virtual Colour Wheel Adjustable Strobe Sequences White Colour Balance Adjusting
DMX Channels	12, 16, 19, 4, 5
DMX Modes	5
Editable Programs	2 (Up To 68 Steps Each)
Max. Cable Length	80 m @ 350 mA, 20 m @ 700 mA
LED Output Connection	LiYY 8 x AWG22 - 4 x 0.5 m Long (1.64 ft), Chogori IP67 Connector
Finish Options	Standard Colour - Graphite Black (RAL 9011), Silver (RAL 9006) Cost Option - Custom RAL
Mounting Method	4 Mounting Holes
Protection Factor	IP67 (IP66 Junction Box), Suitable For Wet Location
Cooling System	Convection
Operating Temperature Range	Max. +60 °C @ Ambient +40 °C (140 °F @ Ambient +104 °F)

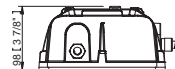
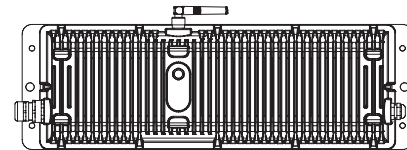
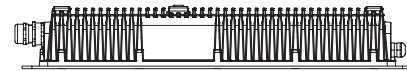
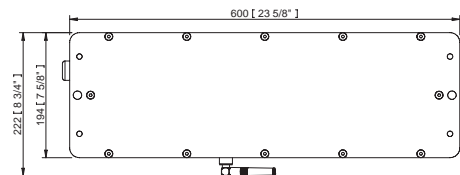
CERTIFICATION

Listings	ETL / cETL, CE, RoHS
----------	----------------------

ACCESSORIES

Junction Box (Included)
Gasket Cable Grommer M20 (Included)
Connector Chogori (Male) IP67 (4 pcs Included)

DIMENSIONS mm (in.):



* Warranty conditions apply

ArcSource™ Outdoor 4MC Pixel

Create controlled, beautiful and dramatic media style effects on landscape and facade installations with the ArcSource Outdoor 4MC Pixel. Each fixture can be individually controlled to alter colour, dimming and intensity producing stunning effects. Combining high light output, multiple beam angles, precision optics and a high IP rating makes the fixtures suitable for a massive range of applications.



KEY FEATURES:

Neat & discrete but powerful, white or colour changing, with a wide range of mounting options.

Lumen Output & Light Source
Max. 195 lm
1 x 15 W Multichip LED

Projected Lumen Maintenance
50.000 hrs (L70)

Power Consumption
Typ. 5.5 W

Physical (max WxHxD)
64 x 145 x 90 mm - 0.62 kg
2.52 x 5.71 x 3.54 in. - 1.37 lbs
Aluminium Body, Tempered Glass


PRODUCT VARIANT:



RGBW



RGBA



PureWhite

CONTROL PROTOCOLS:

via
**ArcPixel
Power**

STANDARD

via ArcPixel
Power

via
**ArcPower
Unit Pixel**

STANDARD

via ArcPower
Unit Pixel

OPTIC OPTIONS:



7°



24°



34°



42° x 7°



7° x 42°

FINISH OPTIONS:



RAL 9011 /
Graphite
Black



RAL 9006 /
Silver



Custom Paint
Colour

STANDARDS & CERTIFICATION:



European CE



ETL



RoHS



IP65



Warranty *



TECHNICAL SPECIFICATIONS:

ELECTRICAL

Input Voltage 48 V
Typical Power Consumption 5.5 W / 48 V

OPTICAL

Light Source 1 x 15 W Multichip LED
Colour Variants RGBW (W - 6500 K), RGBA, WW (W - 3000 K)
Beam Angle 7°, 24°, 34°, 7° x 42°, 42° x 7°
Lumen Output Delivered 195 lm (RGBW 7° W - 6500 K, all LEDs on full, 700 mA)
Projected Lumen Maintenance 50.000 hrs (L70 @ 25 °C / 77 °F)

CONTROL

Control System ArcPixel Power, ArcPower Unit Pixel
Power Supply ArcPixel Power, ArcPower Unit Pixel

PHYSICAL

Width x Height x Depth 64 x 114 (145) x 90 mm (2.52 x 4.49 (5.71) x 3.54 in.)
Weight 0.62 kg / 1.37 lbs
Finish Options Standard Colour - Graphite Black (RAL 9011), Silver (RAL 9006)
Cost Option - Custom RAL

Housing

High Pressure Die-Cast Aluminium Body
Tempered Glass

Cables / Connections

Li9Y11Y, 2 x AWG16 + 1 x AWG20

Mounting Method

Mounting Plate, Land Spike (optional)

Adjustability

+/- 60°, with Adaptor Stand +80°/-90°

Protection Factor

IP65 / Suitable For Wet Locations

Cooling System

Convection

Operating Ambient Temperature

-20 °C / +45 °C (-4 °F / +113 °F)

Operating Temperature

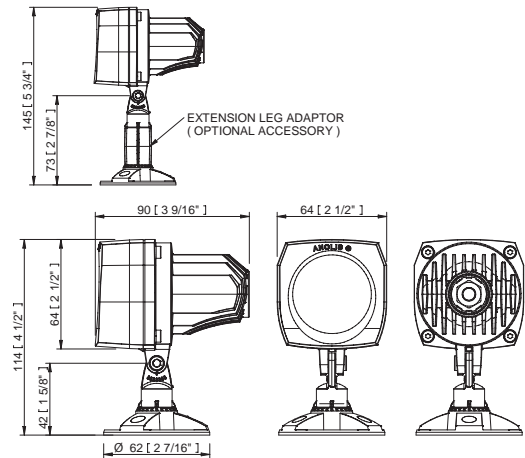
+75 °C @ Ambient +50 °C (+167 °F @ Ambient +122 °F)

CERTIFICATION

Listings

ETL / cETL, CE, RoHS

DIMENSIONS mm (in.):



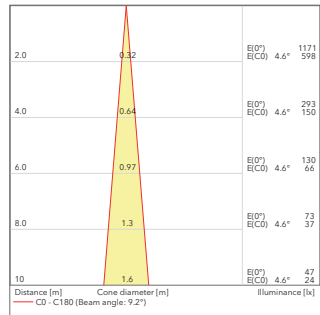
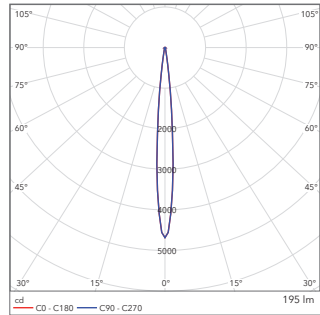
ACCESSORIES

Adaptor Stand (100 mm)
Land Spike Single (100mm)
Land Spike Twin (100mm)
Land Spike Single (500mm)
Land Spike Twin (500mm)
Land Spike Triple (500mm)
Top Hat
Half Top Hat
Twin Wall Cover
Floor Stand
Pipe Clamp
Connector Chogori T Piece
Connector Waterproof Cap (Male, Female)
Cable Chogori (Female) - RJ45
Cable Chogori (Female) - Chogori (Male)

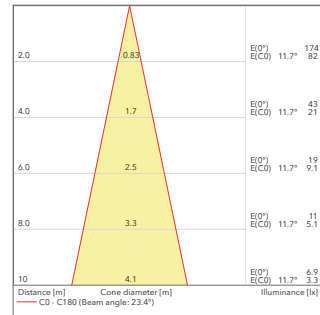
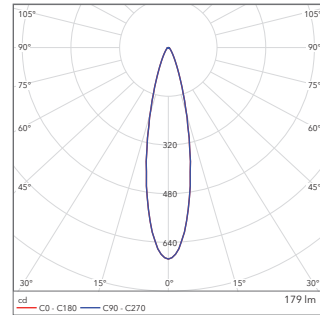
* Warranty conditions apply

PHOTOMETRIC DATA:

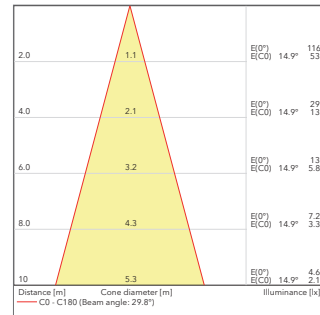
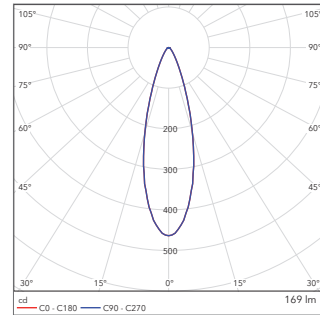
ArcSource Outdoor 4MC Pixel RGBW 7°



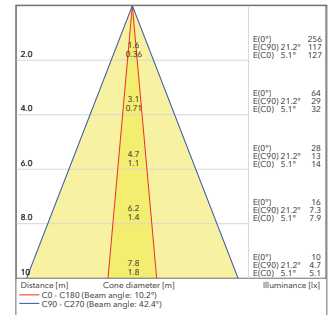
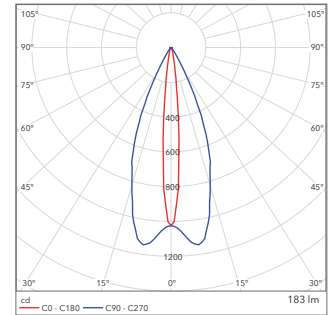
ArcSource Outdoor 4MC Pixel RGBW 24°



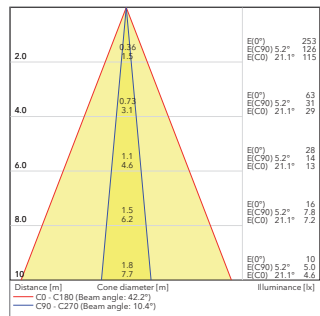
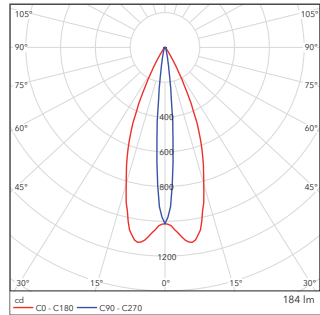
ArcSource Outdoor 4MC Pixel RGBW 34°



ArcSource Outdoor 4MC Pixel RGBW 7° x 42°



ArcSource Outdoor 4MC Pixel RGBW 42° x 7°





Church of the Holy Trinity (CZ)
Photo credit: Michal Rehak



ArcPixel™ Power

Powering ArcSource Outdoor 4MC Pixel, the ArcPixel Power allows a large quantity of products to be connected simultaneously whilst Auto Addressing makes installation and set up easy. Compatible with both DMX and Art-Net protocols, the integration with media servers allows complex media programming, and dynamic pixel control. The unit includes an integrated web interface giving a quick overview of many settings via a connected PC. When pixel control is required, ArcPixel Power provides the most effective and simple solution.



KEY FEATURES:

LED Output

4 Zone via ArtNet, 3 Zone via DMX

CE version - ArcSource Outdoor 4MC Pixel: 35 (typically 25)

US version - ArcSource Outdoor 4MC Pixel: 16

Control Protocol (connector)

USITT, DMX512 (RJ45), ArtNet

Input Voltage

100-240 V AC 50/60 Hz Typ. 650 W

1m captive cable

Physical (max WxHxD)

326 x 256 x 94 mm - 3.4 kg

12.8 x 10.1 x 3.7 in.- 7.5 lbs

CONTROL PROTOCOLS:

DMX

STANDARD

DMX

ART
NET

STANDARD

ArtNet

FINISH OPTIONS:



STANDARD

RAL 9011 /
Graphite
Black



STANDARD

RAL 9006 /
Silver



Custom Paint
Colour

STANDARDS & CERTIFICATION:

CE

European CE



ETL

RoHS

RoHS

IP20

IP20

5
YEAR

Warranty *



TECHNICAL SPECIFICATIONS:

ELECTRICAL

Input Voltage
Typical Power Consumption

100 - 240 VAC 50 / 60 Hz
650 W +/- 10 %, US version 420 W +/- 10%

CONTROL

Interface Protocol
Display

USITT DMX512, Art-Net
4 Digit LED

PHYSICAL

Width x Height x Depth
Weight
Finish Options

326 x 256 x 94 mm (12.8 x 10.1 x 3.7 in.)
3.4 kg / 7.5 lbs
Standard Colour - Graphite Black (RAL 9011), Silver (RAL 9006)
Cost Option - Custom RAL

Number of LED Output Zones
Max. Load Per Zone
Total Load
Max. Cable Length

4 (Art-Net), 3 (DMX)
ArcSource Outdoor 4MC Pixel: CE - 35 (typically 25), US - 16
ArcSource Outdoor 4MC Pixel: CE - 100, US - 64
CE - 100 m @ 25 units per output (or 65 m @ 35 units)
US - 100 m @ 16 units per output

LED Output Connection
DMX Connection In/Out
Art-Net Connection
Power Connection
Mounting Method
Protection Factor
Cooling System
Operating Temperature Range

Chogori IP67 connector, 3 - pin (female) Sauro CGF 050 M5
3 - pin Male / Female XLR (In and Out)
RJ45
Panel connector IEC C14 (socket)
4 Mounting Holes
IP20 / Suitable For Dry Locations
Convection
-10 °C / +40 °C (14 °F / +104 °F)

CERTIFICATION

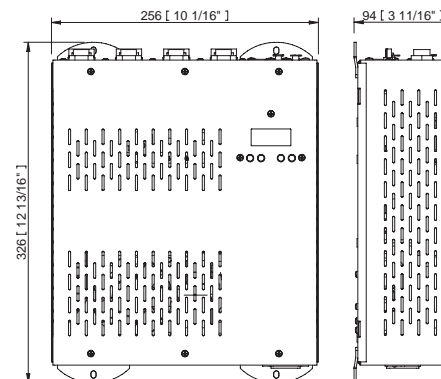
Listings

ETL / cETL, CE, RoHS

ACCESSORIES

Power cord IEC C13 (included)
Screw terminal board Sauro CGM 050 M5 (included)

DIMENSIONS mm (in.):



* Warranty conditions apply

ArcPower™ Unit Pixel Rack mount / Pixel Wall mount

The ArcPower Unit Pixel is available in Rack or Wall mount options and integrates the latest technology to offer even greater performance in terms of efficiency and flexibility, and is capable of producing both 48v and 28v as outputs, allowing global power compatibility. 8 individual outputs on the 48v version (6 on the 28v version) allow for efficient and economical cabling, especially when using pixel based luminaires.



KEY FEATURES:

High density, fully configurable
Rack and Wall mount versions

LED Output

8 x Zone (RJ45/terminals), 48V version
6 x Zone (RJ45/terminals), 28V version

Control Protocol (connector)

DMX512, ArtNet, MANet, MANet2, sACN

Input Voltage

100 - 240 V AC 50/60 Hz (CE)
100 - 277 V AC 50/60 Hz (US)
1 m power cable

Physical (max WxHxD)

484 x 88 x 321 mm - 6.5 kg
19.05 x 3.54 x 12.64 in. - 14.3 lbs
Rack mount/Wall mount option

CONTROL PROTOCOLS:



ArtNet



DMX

FINISH OPTIONS:



RAL 9011 /
Graphite
Black



RAL 9006 /
Silver



Custom Paint
Colour

STANDARDS & CERTIFICATION:



European CE



ETL



RoHS



IP20



Warranty *



TECHNICAL SPECIFICATIONS:

ELECTRICAL

Input Voltage	100 - 240 V AC 50/60 Hz (CE) 100 - 277 V AC 50/60 Hz (US)
Typical Power Consumption	1400 W +/- 10 % (CE), 1000 W (US 48 V), 700 W +/- 10 % (US 28 V)
Max. Output Voltage	48 V (CE), 28 V, 48 V (US)

CONTROL

Interface Protocol	USITT DMX512, RDM, ArtNet, MANet, MANet 2, sACN
Operating Modes	DMX, Master/Slave, Stand-alone
Display	Graphic Touch Screen (50 x 40 mm / 1.97 x 1.57 in)
Programs / Functions / Features	Editable Program: 3 (up to 40 steps each)

PHYSICAL

Width x Height x Depth	Rack Mount: 484 (432) x 88 x 321 (282) mm (19.05 (17) x 3.54 x 12.64 (11.10) in.) Wall Mount: 482 (432) x 86 x 289 mm (18.97 (17) x 3.38 x 11.37 in.)
Weight	6.5 kg / 14.3 lbs
Number of LED Output Zones	8 (28 V: 6)
Typical Max. Load Per Output (48V)	(CE): 35 x ArcSource Outdoor 4MC Pixel (US / 48 V): 16 x ArcSource Outdoor 4MC Pixel
LED Output	Terminal Block (3-pin and 5-pin)
DMX Connection In/Out	Terminal Block, 2 x 5-pin XLR
Ethernet Connection	RJ45
Other	Trigger Input, Max. 5 V DC (terminal block) 12 V DC Output for DMX Controller
Mounting Method	Wall Mount or Rack Mount
Finish Options	Standard Colour - Graphite Black (RAL 9011), Silver (RAL 9006) Cost Option - Custom RAL
Protection Factor	IP20 / Suitable For Dry Locations
Cooling System	Fan Cooled
Operating Ambient Temperature	0 °C / +40 °C (+32 °F / +104 °F)
Operating Temperature	+75 °C @ Ambient +50 °C (+167 °F @ Ambient +122 °F)
Total Heat Dissipation	4770 BTU/h (calculated)

CERTIFICATION

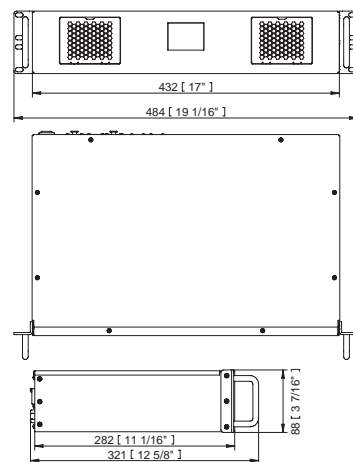
Listings ETL / cETL, CE, RoHS

ACCESSORIES

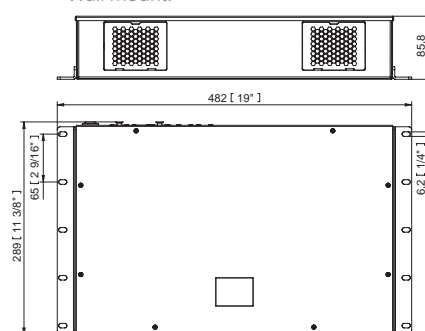
8 x Terminal Block M, 3-pin And 5-pin (included)

DIMENSIONS mm (in.):

Rack mount:



Wall mount:



* Warranty conditions apply

ArcSource™ Outdoor 16MC Integral

Producing the same light output as the ArcSource Outdoor 16MC but with an integral power supply, this fixture reduces installation complexity. The fixture is available in a wide range of beam angles and colour variants, making it perfect for a broad range of applications including landscape, façade and structural illumination. Built to last, this fixture has an IP67 rating, meaning it is tough enough to withstand the harshest weather conditions.



KEY FEATURES:

Integrated power & control electronics, excellent output and a wide range of available optics.

Lumen Output & Light Source
Max. 1.383 lm
4 x 15W Multichip LEDs

Projected Lumen Maintenance
120.000 hrs (L70)

Power Consumption
Typ. 42 W

Physical (max WxHxD)
179 x 239 x 194 mm - 4.7 kg
7.0 x 9.4 x 7.6 in. - 10.36 lbs
Aluminium Body, Tempered Glass


PRODUCT VARIANT:



RGBW



RGBA



PureWhite

CONTROL PROTOCOLS:

0-10V

STANDARD

PureWhite only

DMX&RDM

STANDARD

DMX+RDM



CRMX

Wireless - Option

OPTIC OPTIONS:



7°



24°



34°



42° x 7°



7° x 42°

FINISH OPTIONS:



STANDARD
RAL 9011 /
Graphite
Black



STANDARD
RAL 9006 /
Silver



Custom Paint
Colour

STANDARDS & CERTIFICATION:



European CE




ETL



RoHS



IP67



IK06



Warranty *



TECHNICAL SPECIFICATIONS:

ELECTRICAL

Input Voltage	100 - 240 V AC 50/60 Hz (CE) 120 - 277 V AC 50/60 Hz (US)
Typical Power Consumption	42 W +/- 10 %

OPTICAL

Light Source	4 x 15W Multichip LEDs
Colour Variants	RGBW (W - 6500 K), RGBA, WW (W - 3000 K)
Beam Angle	7°, 24°, 34°, 7° x 42°, 42° x 7°
Lumen Output Delivered	1.383 lm (RGBW 7° W - 6500 K, all LEDs on full, 700 mA)
Projected Lumen Maintenance	120.000 hrs (L70 @ 25 °C / 77 °F)

CONTROL

Display	Two Row LCD Display With Control Buttons
Wireless DMX (Option)	Lumen Radio CRMX Technology
Interface Protocol	USITT DMX512, RDM
Control System	Third Party DMX Controllers
Operating Modes	DMX, Stand-alone
Programs / Functions / Features	Editable Program: 3 (up to 40 steps each)
Settings / Addressing	Via Two Row LCD Display with Control Buttons or RDM communicator
Power Supply	Integrated

PHYSICAL

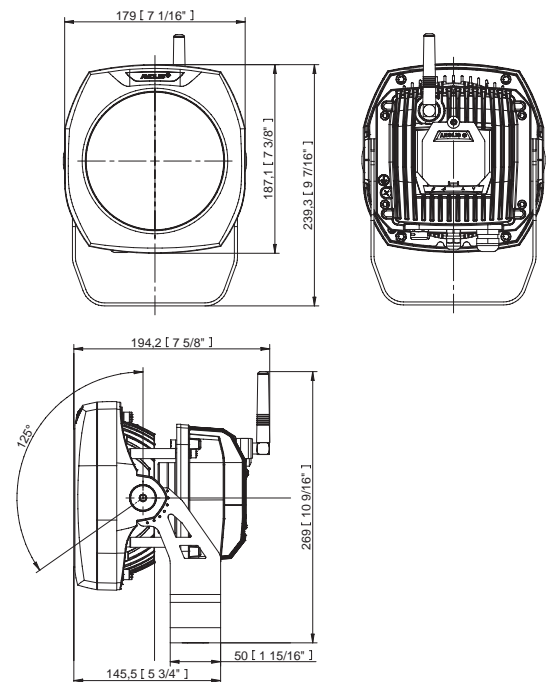
Width x Height x Depth	179 x 239 x 194 mm (7.0 x 9.4 x 7.6 in.)
Weight	5.4 kg / 11.9 lbs
Housing	High Pressure Die-Cast Aluminium Body Tempered Glass
Finish Options	Standard Colour - Graphite Black (RAL 9011), Silver (RAL 9006) Cost Option - Custom RAL

Cables / Connections	Li9Y11Y 3 x AWG16 + 1 (2 x AWG24), Junction Box
Mounting Method	Yoke, Floor Stand (optional)
Adjustability	+35° / -90°
Protection Factor	IP67 / Suitable For Wet Locations
IK Rating	IK06
Cooling System	Convection
Operating Ambient Temperature	-20 °C / +45 °C (-4 °F / +113 °F)
Operating Temperature	+80 °C @ Ambient +45 °C (+176 °F @ Ambient +113 °F)
Total Heat Dissipation	140 BTU/h (calculated)

CERTIFICATION

Listings	ETL / cETL, CE, RoHS
----------	----------------------

DIMENSIONS mm (in.):



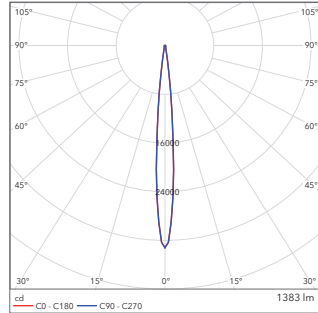
ACCESSORIES

Top Hat
Half Top Hat
Floor Stand
Land Spike
Tenon Adaptor
Pole Clamp

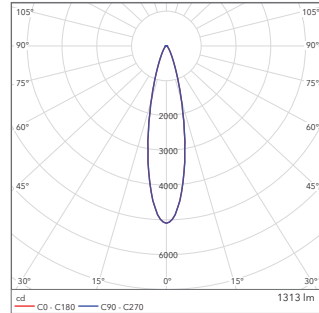
* Warranty conditions apply

PHOTOMETRIC DATA:

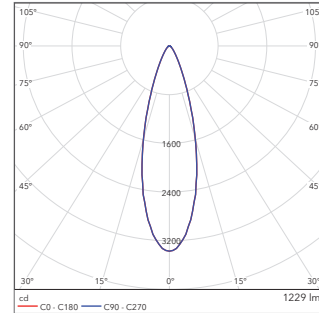
**ArcSource Outdoor 16MC
Integral RGBW 7°**



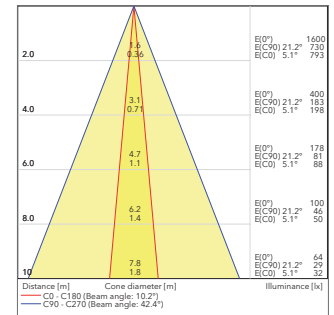
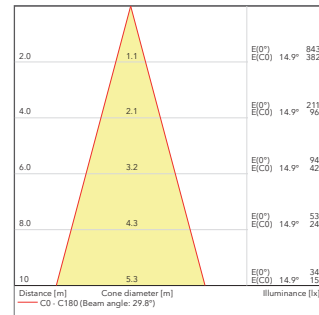
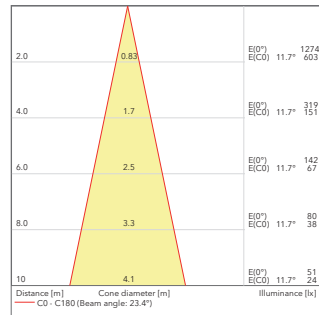
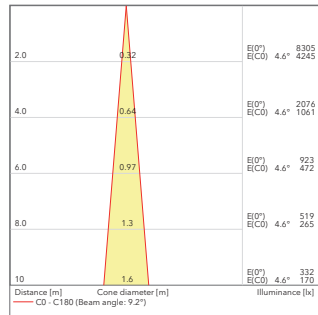
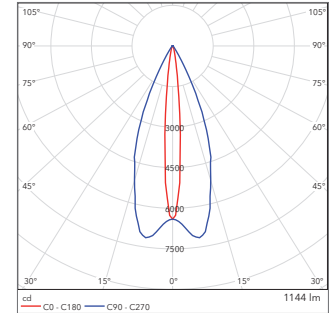
**ArcSource Outdoor 16MC
Integral RGBW 24°**



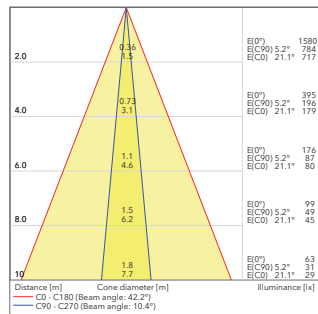
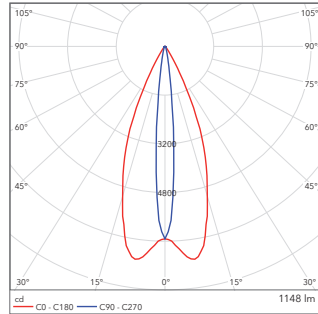
**ArcSource Outdoor 16MC
Integral RGBW 34°**



**ArcSource Outdoor 16MC
Integral RGBW 7° x 42°**



**ArcSource Outdoor 16MC
Integral RGBW 42° x 7°**





Wärmespeicher (Germany)
Photo Credit: SSP Design



ArcSource™ Outdoor 24MC Integral

The same high output of the ArcSource Outdoor 24MC but with an integral power supply - perfect for installations with physical access to the fixtures. Low energy consumption and long operational life is ensured by using the latest LED technology for optimum performance. Flush mounting the „Watch Glass“ reduces the buildup of dirt and debris on the fixture, with an IP67 rating ensuring high performance for years to come.



KEY FEATURES:

Integrated power & control electronics, excellent output and a wide range of available optics.

Lumen Output & Light Source
Max. 2.075 lm
6 x 15 W Multichip LEDs

Projected Lumen Maintenance
120.000 hrs (L70)

Power Consumption
Typ. 70 W

Physical (max WxHxD)
216 x 261 x 200 mm - 5.7 kg
8.5 x 10.28 x 7.87 in. - 12.6 lbs
Aluminium Body, Tempered Glass


PRODUCT VARIANT:



RGBW



RGBA



PureWhite

CONTROL PROTOCOLS:



PureWhite only



DMX+RDM



Wireless - Option

OPTIC OPTIONS:



7°



24°



34°



30° x 7°



7° x 30°

FINISH OPTIONS:



RAL 9011 / Graphite Black



RAL 9006 / Silver



Custom Paint Colour

STANDARDS & CERTIFICATION:



European CE



ETL



RoHS



IP67



IK09



Warranty *



TECHNICAL SPECIFICATIONS:

ELECTRICAL

Input Voltage	100 - 240 V AC 50/60 Hz (CE) 120 - 277 V AC 50/60 Hz (US)
Typical Power Consumption	70 W +/- 10 %

OPTICAL

Light Source	6 x 15 W Multichip LEDs
Colour Variants	RGBW (W - 6500 K), RGBA, WW (W - 3000 K)
Beam Angle	7°, 24°, 34°, 7° x 30°, 30° x 7°
Lumen Output Delivered	2.075 lm (RGBW 7° W - 6500 K, all LEDs on full, 700 mA)
Projected Lumen Maintenance	120.000 hrs (L70 @ 77 °F / 25 °C)

CONTROL

Display	Two Row LCD Display With Control Buttons
Wireless DMX (Option)	Lumen Radio CRMX Technology
Interface Protocol	USITT DMX512, RDM
Control System	Third Party DMX Controllers
Operating Modes	DMX, Stand-alone
Programs / Functions / Features	Editable Program: 3 (up to 40 steps each)
Settings / Addressing	Via Two Row LCD Display with Control Buttons or RDM communicator
Power Supply	Integrated

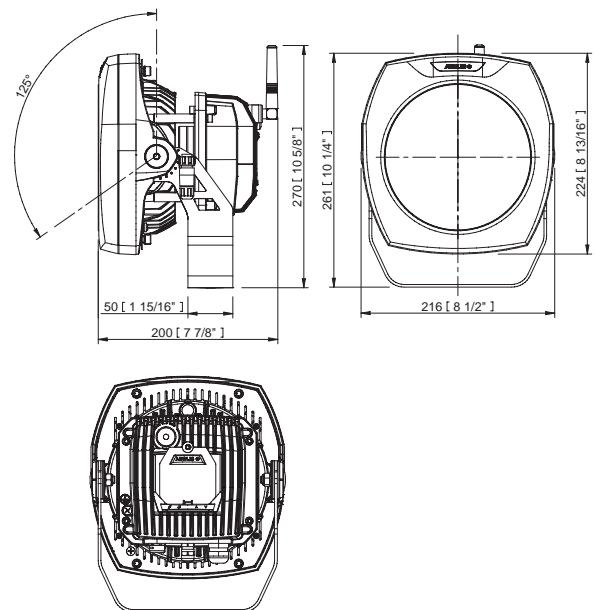
PHYSICAL

Width x Height x Depth	216 x 261 x 200 mm (8.5 x 10.28 x 7.87 in.)
Weight	5.7 kg / 12.6 lbs
Housing	High Pressure Die-Cast Aluminium Body Tempered Glass
Finish Options	Standard Colour - Graphite Black (RAL 9011), Silver (RAL 9006) Cost Option - Custom RAL
Cables / Connections	Li9Y11Y 3 x AWG16+1(2 x AWG24), Junction Box
Mounting Method	Yoke, Floor Stand (optional)
Adjustability	+35° / -90°
Protection Factor	IP67 / Suitable For Wet Locations
IK Rating	IK09
Cooling System	Convection
Operating Ambient Temperature	-20 °C / +40 °C (-4 °F / +104 °F)
Operating Temperature	+80 °C @ Ambient +40 °C (+176 °F @ Ambient +104 °F)
Total Heat Dissipation	240 BTU/h (calculated)

CERTIFICATION

Listings	ETL / cETL, CE, RoHS
----------	----------------------

DIMENSIONS mm (in.):



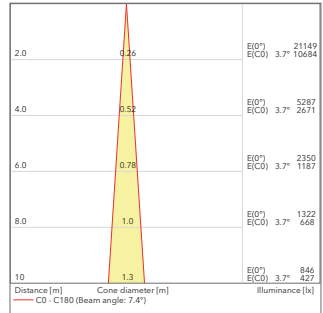
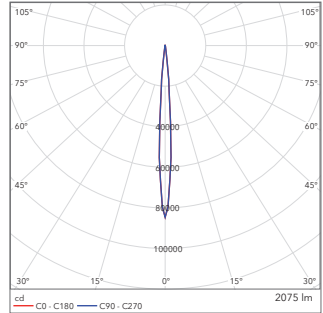
ACCESSORIES

Top Hat
Half Top Hat
Floor Stand
Land Spike
Tenon Adaptor
Pole Clamp

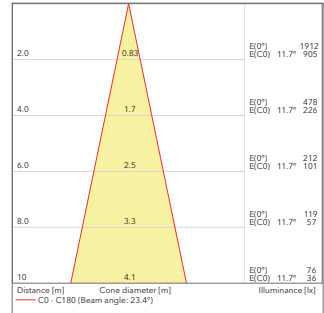
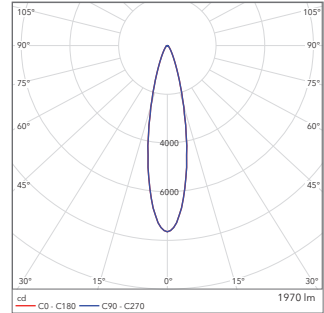
* Warranty conditions apply

PHOTOMETRIC DATA:

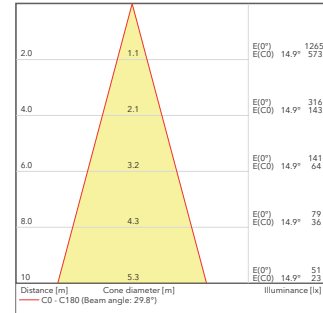
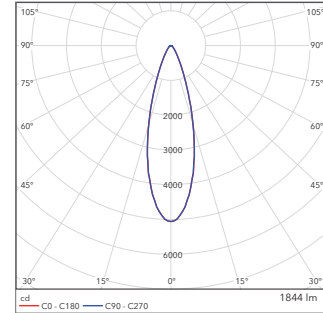
ArcSource Outdoor 24MC Integral RGBW 7°



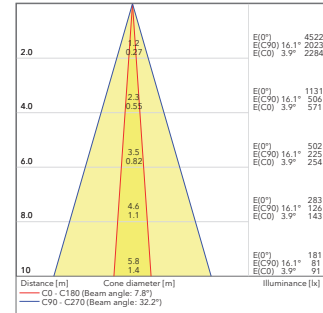
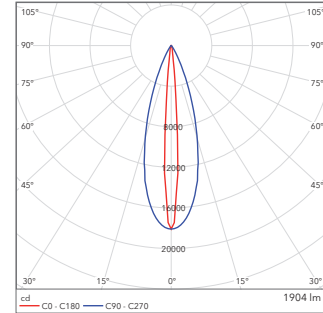
ArcSource Outdoor 24MC Integral RGBW 24°



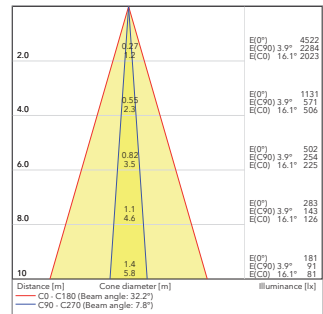
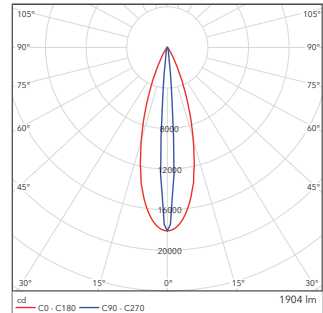
ArcSource Outdoor 24MC Integral RGBW 34°



ArcSource Outdoor 24MC Integral RGBW 7° x 30°



ArcSource Outdoor 24MC Integral RGBW 30° x 7°





Mall of Africa (South Africa)
Photo credit: DWR & Peter Hassall



ArcSource™ Outdoor 48MC Integral

Perfect for large scale lighting of buildings and landscapes that require higher lux. The most powerful fixture in the ArcSource Outdoor range now comes with an integral power supply for outstanding light output of over 4000 lumens via 12 LED multichips. Featuring a flush mounted „Watch Glass“ frontage that protects the unit from dirt and debris and an IP67 rating ensures high performance even in the toughest environments.



KEY FEATURES:

Integrated power & control electronics, high lumen output and a wide range of available optics.

Lumen Output & Light Source
Max. 4.026 lm
12 x 15 W Multichip LEDs

Projected Lumen Maintenance
120.000 hrs (L70)

Power Consumption
Typ. 130 W

Physical (max WxHxD)
310 x 348 x 230 mm - 10.8 kg
12.21 x 13.7 x 9.06 in. - 23.8 lbs
Aluminium Body, Tempered Glass


PRODUCT VARIANT:



RGBW



RGBA



PureWhite

CONTROL PROTOCOLS:

0-10V

STANDARD

PureWhite only

DMX&RDM

STANDARD

DMX+RDM



CRMX

Wireless - Option

OPTIC OPTIONS:



7°



24°



34°



30° x 7°



7° x 30°

FINISH OPTIONS:



STANDARD
RAL 9011 / Graphite Black



STANDARD
RAL 9006 / Silver



Custom Paint Colour

STANDARDS & CERTIFICATION:



European CE



ETL



RoHS



IP67



IK10



Warranty *



TECHNICAL SPECIFICATIONS:

ELECTRICAL

Input Voltage	100 - 240 V AC 50/60 Hz (CE) 100 - 277 V AC 50/60 Hz (US)
Typical Power Consumption	130 W +/-10 %

OPTICAL

Light Source	12 x 15 W Multichip LEDs
Colour Variants	RGBW (W - 6500 K), RGBA, WW (W - 3000 K)
Beam Angle	7°, 24°, 34°, 7° x 30°, 30° x 7°
Lumen Output Delivered	4.026 lm (RGBW 7° W - 6500 K, all LEDs on full, 700 mA)
Projected Lumen Maintenance	120.000 hrs (L70 @ 77 °F / 25 °C)

CONTROL

Display	Two Row LCD Display With Control Buttons
Wireless DMX (Option)	Lumen Radio CRMX Technology
Interface Protocol	USITT DMX512, RDM
Control System	Third Party DMX Controllers
Operating Modes	DMX, Stand-alone
Programs / Functions / Features	Editable Program: 3 (up to 40 steps each)
Settings / Addressing	Via Two Row LCD Display with Control Buttons or RDM communicator
Power Supply	Integrated

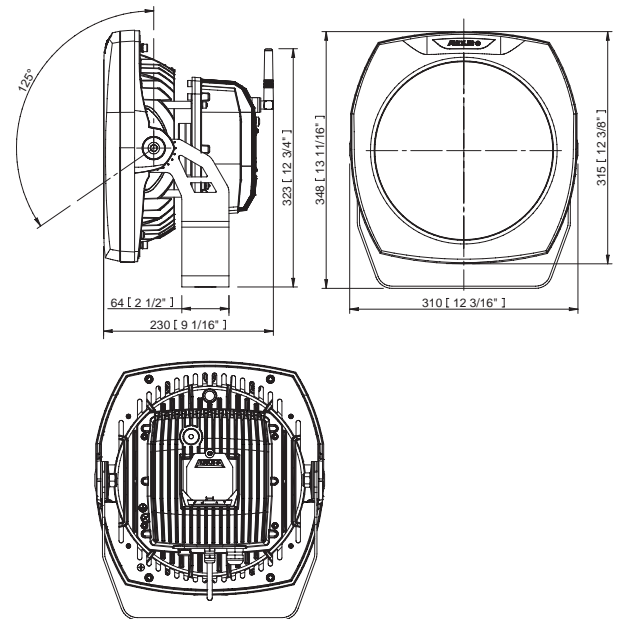
PHYSICAL

Width x Height x Depth	310 x 348 x 230 mm (12.21 x 13.7 x 9.06 in.)
Weight	10.8 kg / 23.8 lbs
Housing	High Pressure Die-Cast Aluminium Body Tempered Glass
Finish Options	Standard Colour - Graphite Black (RAL 9011), Silver (RAL 9006) Cost Option - Custom RAL
Cables / Connections	Li9Y11Y 3 x AWG16 + 1(2 x AWG24), Junction Box
Mounting Method	Yoke, Floor Stand (optional)
Adjustability	+35° / -90°
Protection Factor	IP67 / Suitable For Wet Locations
IK Rating	IK10
Cooling System	Convection
Operating Ambient Temperature	-20 °C / +40 °C (-4 °F / +104 °F)
Operating Temperature	+80 °C @ Ambient +40 °C (+176 °F @ Ambient +104 °F)
Total Heat Dissipation	443 BTU/h (calculated)

CERTIFICATION

Listings	ETL / cETL, CE, RoHS
----------	----------------------

DIMENSIONS mm (in.):



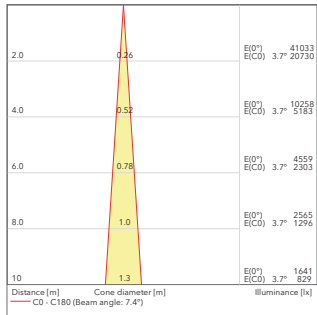
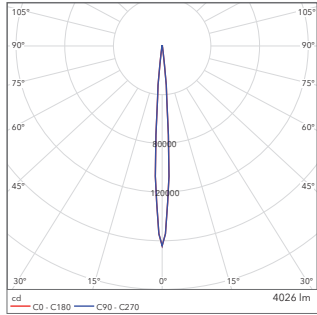
ACCESSORIES

Top Hat
Half Top Hat
Floor Stand
Land Spike
Tenon Adaptor
Pole Clamp

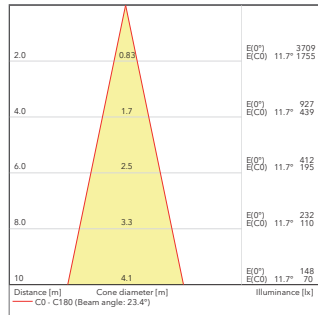
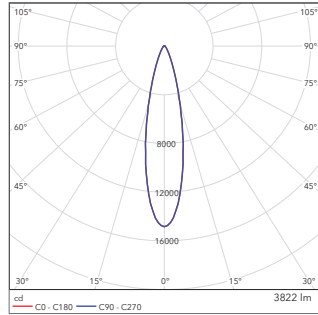
* Warranty conditions apply

PHOTOMETRIC DATA:

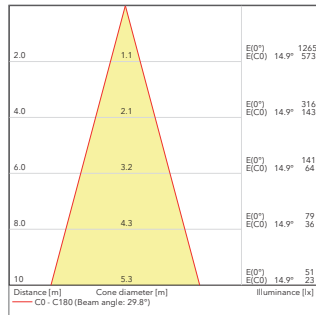
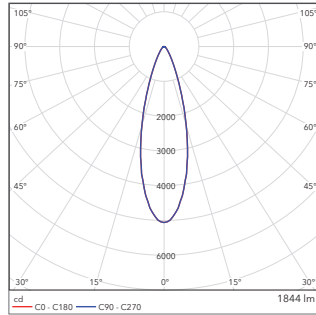
ArcSource Outdoor 48MC Integral RGBW 7°



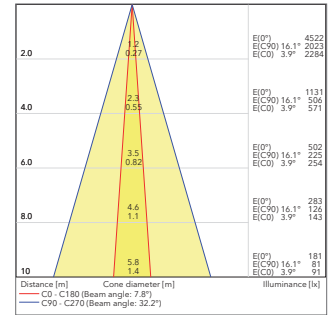
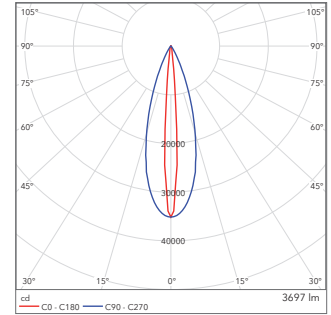
ArcSource Outdoor 48MC Integral RGBW 24°



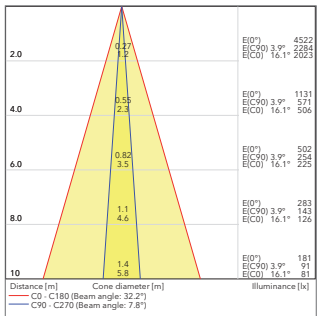
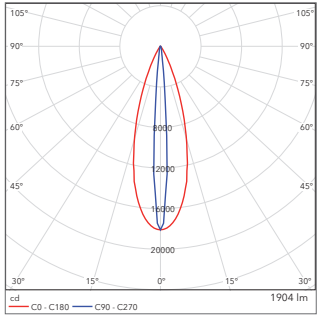
ArcSource Outdoor 48MC Integral RGBW 34°



ArcSource Outdoor 48MC Integral RGBW 7° x 30°



ArcSource Outdoor 48MC Integral RGBW 30° x 7°





Lava Tunnel (Iceland)

Photo credit: Petur Thor Ragnarsson



ArcSource™ Inground 24MC Integral

Difficult inground installations are made easier with the ArcSource Inground 24MC Integral. The fixture only requires mains power when combined with the wireless control capability - drastically reducing installation time and cost. High light output comes from six powerful Multichip LEDs and it can be used with a variety of optics, from narrow to wide, in addition to an asymmetrical option. The light source can be remotely tilted +/- 15° from the horizontal position, always ensuring accurate illumination of the selected surface. Additionally, ArcSource Inground 24 Integral can be equipped with anti-skid glass featuring the highest standards of certification for anti-slip usage while having no impact on the fixture's outstanding colourmixing.



KEY FEATURES:

Inground light source - integrated electronics & remote adjustable beam position. Clear/ Anti-Skid glass.

Lumen Output & Light Source
Max. 1.542 lm
6 x 15 W Multichip LEDs

Projected Lumen Maintenance
60.000 hrs (L70)

Power Consumption
Typ. 65 W

Physical (max WxHxD)
ø320 x 400 mm - 18.2 kg
ø12.6 x 15.75 in. - 40.1 lbs
Aluminium, S/Steel, Tempered Glass- Clear or Anti-Skid


PRODUCT VARIANT:



RGBW



RGBA



PureWhite

CONTROL PROTOCOLS:



DMX+RDM



Wireless -
Option

FINISH OPTIONS:



Stainless
Steel

OPTIC OPTIONS:



7°



24°



34°



42° x 7°



7° x 42°

STANDARDS & CERTIFICATION:



European CE



ETL



RoHS



IP68



IK10



Warranty *



Anti - Skid glass



TECHNICAL SPECIFICATIONS:

ELECTRICAL

Input Voltage 100 - 277 V AC 50/60 Hz
Typical Power Consumption 65 W @ 230 V

OPTICAL

Light Source 6 x 15 W Multichip LEDs
Colour Variants RGBW (W - 6500 K), RGBA, WW (W - 3000 K)
Beam Angle Standard: 7°, 24°, 34°, 7°x 42°, 42°x 7°
Anti - Skid: 16°, 28°, 33°, 16°x 42°, 42°x 16°
Lumen Output Delivered Standard: 1.542 lm (RGBW 16° W - 6500 K, all LEDs on full)
Anti - Skid: 1.219 lm (RGBW 16° W - 6500K, all LEDs on full)
Projected Lumen Maintenance 60.000 hrs (L70 @ 25 °C / 77 °F)

CONTROL

Display No Display
Wireless DMX (Option) Lumen Radio CRMX Technology
Interface Protocol USITT DMX 512, RDM
Control System ArcControl range or any Third Party Controllers
Operating Modes DMX, Master/Slave, Stand-alone
Programs / Functions / Features Editable Program: 3 (up to 40 steps each)
Settings / Addressing Via RDM communicator or Robe Universal Interface (RUNIT)
Power Supply Integrated

PHYSICAL

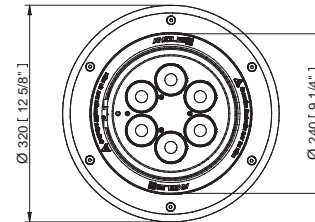
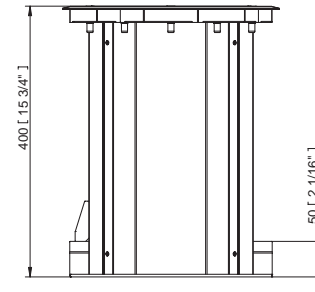
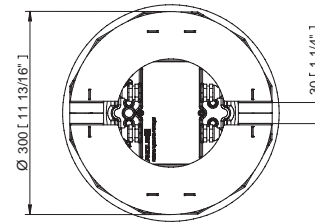
Width x Height x Depth ø320 x 400 mm (ø12.6 x 15.75 in.)
Weight 18.2 kg / 40.1 lbs (9 kg / 19.8 lbs ArcSource Inground, 9.2 kg / 20.3 lbs Sleeve)
Housing High Pressure Die-Cast Aluminium Body - Stainless Steel Flange
Tempered Glass

Cables / Connections Integral Junction Box
Mounting Method External Sleeve
Adjustability Motorized Tilt +/- 15°
Protection Factor IP68 (1 m / 3.28 ft) / Suitable For Wet Locations
IK Rating IK10
Static Load Resistance 35 kN (surface ø10 cm load)
Cooling System Convection
Operating Ambient Temperature -20 °C / +40 °C (-4 °F / +104 °F)
Operating Temperature +55 °C @ Ambient +40 °C (+131 °F @ Ambient +104 °F)

CERTIFICATION

Listings ETL / cETL, CE, RoHS
Anti skid glass certification UNE ENV12633 (Class 3), DIN 51130 (R-12), DIN 51097 (Class B),
ASTM C 1028-07 (DRY: ≥ 0,7, WET: ≥ 0,6), EN101:91 MOHS (4-Point scale)

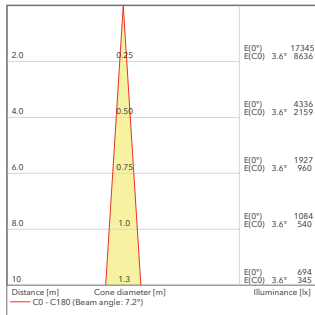
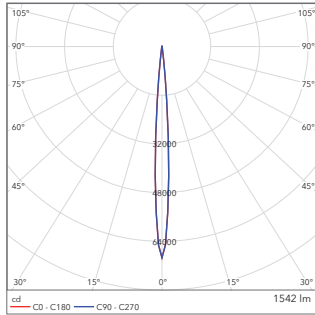
DIMENSIONS mm (in.):



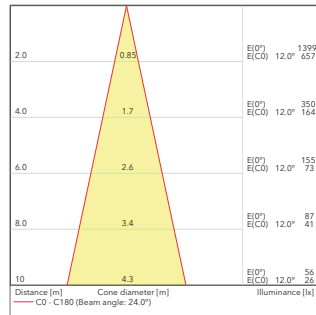
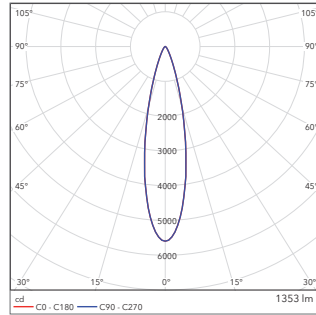
* Warranty conditions apply

PHOTOMETRIC DATA:

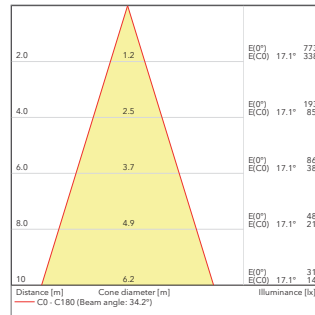
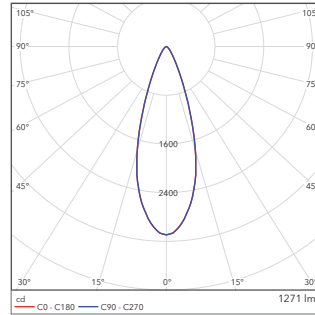
**ArcSource Inground 24MC
Integral 7°**



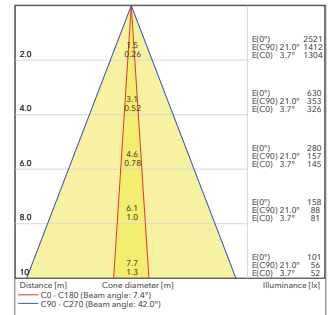
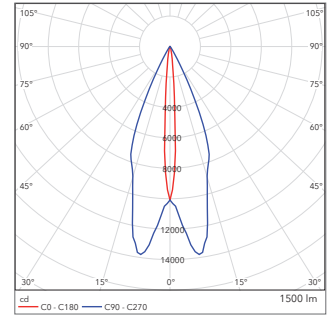
**ArcSource Inground 24MC
Integral 24°**



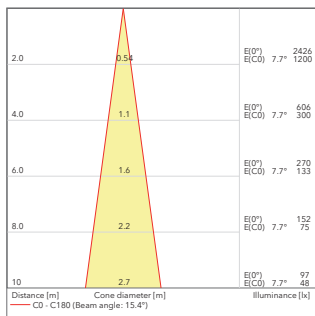
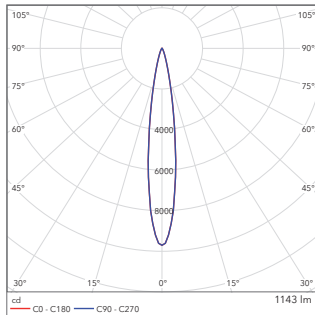
**ArcSource Inground 24MC
Integral 34°**



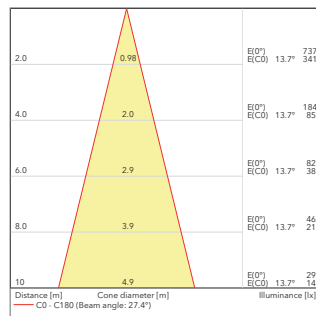
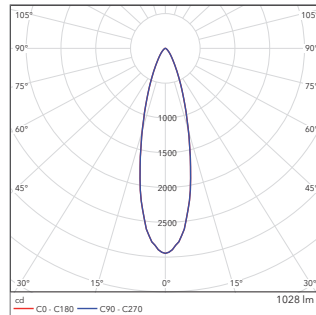
**ArcSource Inground 24MC
Integral 7° x 42°**



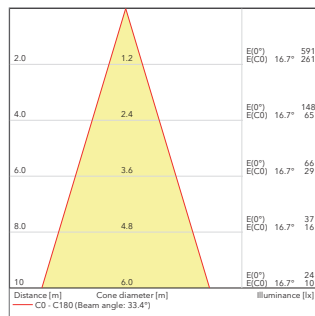
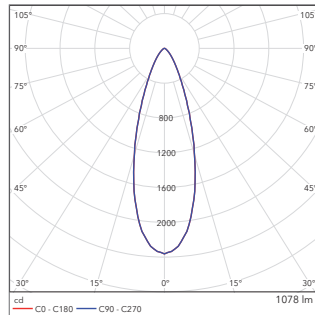
**ArcSource Inground 24MC
Integral Anti-Skid 16°**



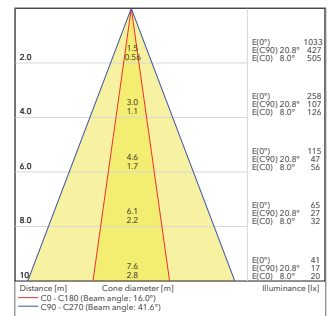
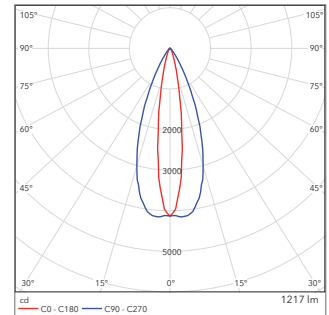
**ArcSource Inground 24MC
Integral Anti-Skid 28°**



**ArcSource Inground 24MC
Integral Anti-Skid 33°**



**ArcSource Inground 24MC
Integral Anti-Skid 16° x 42°**





Ambiane™ XP

Specifically designed for large theatres, concert halls, auditoriums, houses of worship and hotel foyers that require general ambient light, with the added ability to create mood, the Ambiane XP is the ideal, stylish solution.

This high-performance RGBW luminaire delivers in excess of 6.000 lm and is perfect for setting the mood via its super-smooth colour mixing abilities. Available in 20, 30, 45 or 60° beam spreads Ambiane XP provides perfect coverage of any area. The incorporation of our L3™ (Low Light Linearity) dimming system allows seamless fades to black even when mixed with traditional sources. With no UV or IR emissions making it ideal for museums as well, the fixture is easily controlled via DMX or DALI and is RDM compatible. Ambiane XP has been designed for easy installation and is perfect to retrofit into existing PAR 56 size cut-outs.



KEY FEATURES:

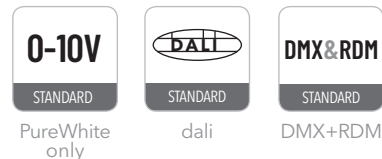
Light Source
High power LED engine, RGBW

Light output
Up to 6.336 lm @ 60°, 3000K

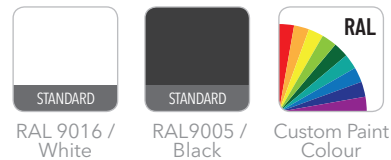
Optical performance
Reflector based optical system with integrated antiglare feature and four different beam spreads, 20°, 30°, 45° and 60°

Control
18-bit resolution colour mixing and dimming for perfect colour transition and intensity control


CONTROL PROTOCOLS:



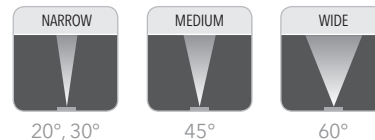
FINISH OPTIONS:




PRODUCT VARIANT:



OPTIC OPTIONS:



STANDARDS & CERTIFICATION:





TECHNICAL SPECIFICATIONS:

ELECTRICAL

Input Voltage 48 V DC
 Typical Power Consumption 150 W + / - 10 %

OPTICAL

Light Source High Power LED module
 Colour Variants RGBW, PureWhite, Tunable White
 Colour Temperature of White 2700 K, 4000 K
 Beam Angle 20°, 30°, 45°, 60°
 Lumen Output Delivered 5.184 lm (RGBW at 20° 3000 K)
 6.048 lm (RGBW at 30° 3000 K)
 6.013 lm (RGBW at 45° 3000 K)
 6.336 lm (RGBW at 60° 3000 K)
 Projected Lumen Maintenance 60.000 hrs (L70 @ 25 °C / 77 °F)

CONTROL

Interface Protocol DMX512, RDM, DALI
 Control System ArcControl Range or any Third Party Controller
 Settings / Addressing DIP Switch, RDM
 Power Supply ArcPower for Ambiane or Third Party Constant Voltage 48 V / 150 W Power Supply

PHYSICAL

Width x Height x Depth
 Ambiane XP 20° - ø179 x 390 mm (ø9.1 x 4.53 x 11.1 in)
 Ambiane XP 30° - ø179 x 390 mm (ø9.1 x 4.53 x 11.1 in)
 Ambiane XP 45° - ø179 x 365 mm (ø9.1 x 4.53 x 11.1 in)
 Ambiane XP 60° - ø179 x 336 mm (ø9.1 x 4.53 x 11.1 in)
 Weight 6.6 kg, 6.6 kg, 6.7 kg, 7 kg / 14.5 lbs, 14.5 lbs, 14.7 lbs, 15.4 lbs
 Housing High Pressure Extruded Aluminium Body, Plastic cover
 Finish Options Standard Color - White RAL 9016, Black RAL 9005
 Cost Option - Custom RAL
 Cables / Connections Terminal Block (Power In, DMX In/Out, DALI In/Out, Back-up Power)
 Mounting Method Recessed, Via mounted bracket. Cut-Out Diameter: 180 mm / 7.08 in
 Protection Factor IP20
 Cooling System Convection
 Operating Ambient Temperature -20 °C / +40 °C (-4 °F / +104 °F)
 Operating Temperature 75 °C @ Ambient +35 °C (167 °F @ Ambient 95 °F)


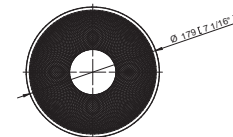
CERTIFICATION

Listings ETL / cETL (pending), CE, RoHS

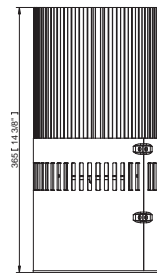
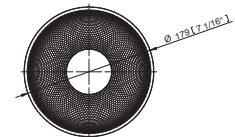
* Warranty conditions apply

DIMENSIONS mm (in.):

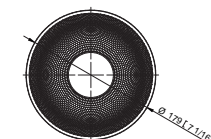
Ambiane XP 20°, 30°



Ambiane XP 45°

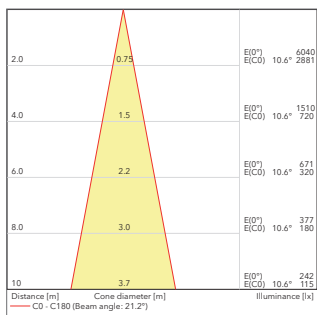
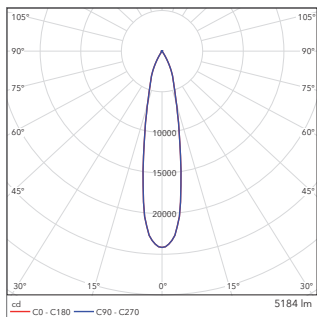


Ambiane XP 60°

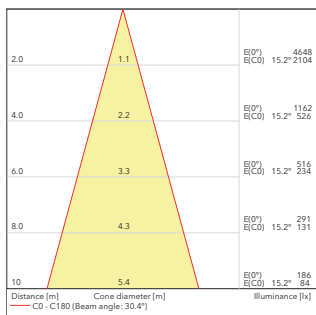
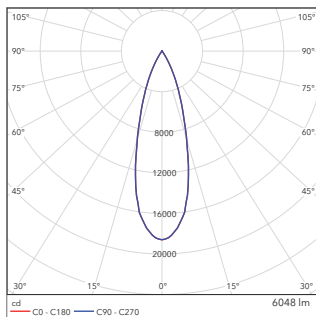


PHOTOMETRIC DATA:

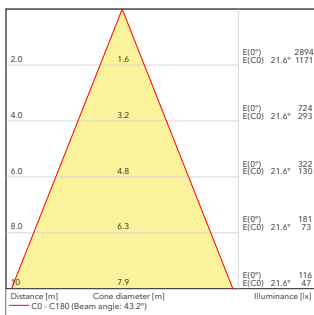
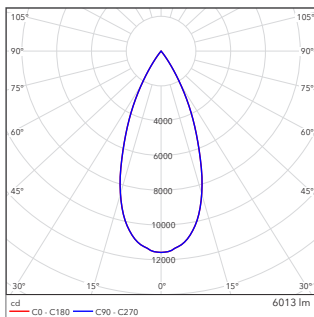
Ambiane XP 20°



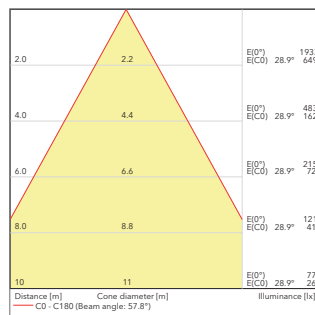
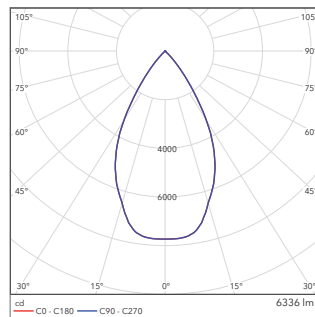
Ambiane XP 30°



Ambiane XP 45°



Ambiane XP 60°





Ambiane™ RGBW

The first in a range of high performance specialist luminaires, the Ambiane downlight is suitable for ambient lighting applications, wall washing and accent lighting. Available in RGBW and tunable white CCT versions with a variety of beam angles, the Ambiane has no UV or IR output and is cool running, therefore appropriate for a wide range of applications. With both DMX and DALI control options, combined with a super-efficient LED source and high quality reflectors for optimum light output, the Ambiane can produce truly dramatic results! This versatile product is ideal for various applications including theatres, auditoriums, ballrooms, hotels, offices, restaurants, retail environments and more.



KEY FEATURES:

Lumen Output & Light Source
Max. 1.669 lm
24 x High Power Single Chip LEDs

Projected Lumen Maintenance
50.000 hrs (L70)

Power Consumption
Typ. 40 W

Physical (max WxHxD)
232 x 115 x 283 mm - 1.8 kg
9.1 x 4.53 x 11.1 in. - 4.0 lbs
Aluminium Body, Plastic Cover

PRODUCT VARIANT:



RGBW

CONTROL PROTOCOLS:

0-10V

STANDARD

PureWhite
only



STANDARD

dali



STANDARD

DMX+RDM

OPTIC OPTIONS:



67°



80°

FINISH OPTIONS:



STANDARD

RAL 9016 /
White



STANDARD

RAL9005 /
Black



Custom Paint
Colour

STANDARDS & CERTIFICATION:



European CE



ETL



RoHS



IP20




Warranty*

67°



80°



TECHNICAL SPECIFICATIONS:

ELECTRICAL

Input Voltage 24 V DC
Typical Power Consumption 40 W + / - 10 %

OPTICAL

Light Source 24 x High Power Single Chip LEDs
Colour Variants RGBW (W - 6500 K)
Beam Angle 67°, 80°
Lumen Output Delivered 1.669 lm (RGBW at 67°, with anti-glare ring, 5000 K)
1.521 lm (RGBW at 80°, with anti-glare ring, 5000 K)
Projected Lumen Maintenance 50.000 hrs (L70 @ 25 °C / 77 °F)

CONTROL

Interface Protocol DMX512, RDM, DALI
Control System ArcControl Range or any Third Party Controller
Settings / Addressing DIP Switch
Power Supply ArcPower for Ambiane or Third Party Constant Voltage 24 V / 60 W Power Supply

PHYSICAL

Width x Height x Depth ø232 x 115 x 283 mm (ø9.1 x 4.53 x 11.1 in.)
Weight 1.8 kg / 4 lbs
Housing High Pressure Die-Cast Aluminium Body, Plastic Cover
Finish Options (Front Frame) Standard Color - White RAL 9016, Black RAL 9005
Cost Option - Custom RAL
Cables / Connections Terminal Block (Power In, DMX In/Out, DALI In/Out, Back-up Power)
Mounting Method Recessed, Via Two Spring Clips. Cut-Out Diameter: 212 mm / 8.34 in.
Protection Factor IP20 (Option: IP54 with attached front clear or frosted glass)
IC Rating Non-IC Rated
Cooling System Convection
Operating Ambient Temperature -20 °C / +40 °C (-4 °F / +104 °F)
Operating Temperature 75 °C @ Ambient +35 °C (167 °F @ Ambient 95 °F)
Total Heat Dissipation 136 BTU/h (Calculated)

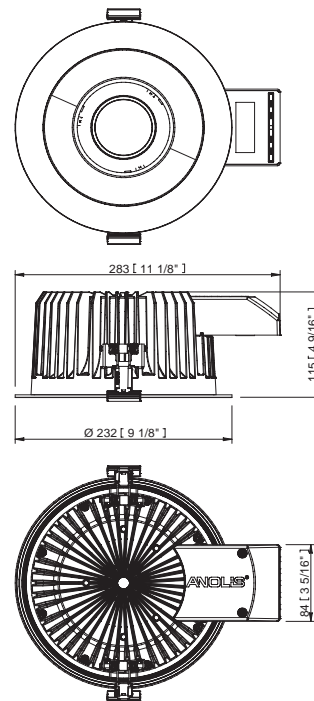
CERTIFICATION

Listings ETL / cETL, CE, RoHS

ACCESSORIES

Anti-Glare Ring (detachable)
Adaptor Ring + Spring Clip Set (Optional)

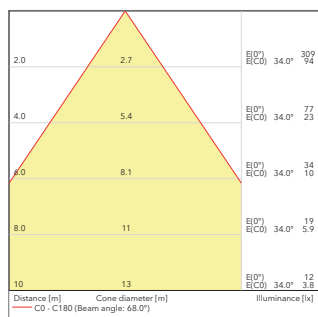
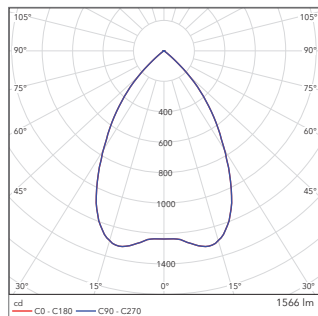
DIMENSIONS mm (in.):



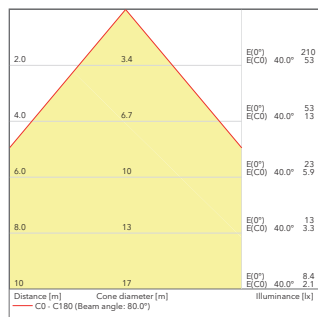
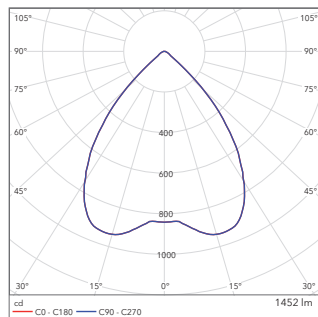
* Warranty conditions apply

PHOTOMETRIC DATA:

Ambiane RGBW 6500K 67°



Ambiane RGBW 6500K 80°





Ambiane™ TD, TW, PW

The Ambiane range of white and tunable white downlights offers various performance options, creating the perfect white light environment for the widest range of applications. Adjusting the colour temperature can change the mood of any environment. Ambiane is available in an assortment of beam angles and controllable by DMX, DALI or 0-10V. Ambiane TD (Tungsten Dim) has ultra-smooth 18-bit dimming and variations in warm white light from 3200K down to 1000K are achievable giving Ambiane TD the true feel of a traditional incandescent dimming curve. Ambiane TW (Tunable White) also with 18-bit dimming, delivers impressive output with a CCT range from a warm 2700K to a clean, bright 6500K. Ambiane PW (Pure White) is the perfect solution when a fixed colour temperature is required. Available in a variety of colour temperatures (2700K, 3200K, 4000K, 5000K, 6500K).



KEY FEATURES:

Lumen Output & Light Source

Max. 3.160 lm

24x / 30x High Power Single Chip LEDs

Projected Lumen Maintenance

50.000 hrs (L70)

Power Consumption

Typ. 40 W


Physical (max WxHxD)

232 x 115 x 283 mm - 1.8 kg

9.1 x 4.53 x 11.1 in. - 4.0 lbs

Aluminium Body, Plastic Cover

PRODUCT VARIANT:



PureWhite



Tuneable
White



Tungsten
Dim

CONTROL PROTOCOLS:

0-10V

STANDARD

PureWhite
only



STANDARD

dali

DMX&RDM

STANDARD

DMX+RDM

OPTIC OPTIONS:



67°



80°

FINISH OPTIONS:



STANDARD

RAL 9016 /
White



STANDARD

RAL9005 /
Black



RAL

Custom Paint
Colour

STANDARDS & CERTIFICATION:



European CE



ETL



RoHS



IP20




Warranty *

67°



80°



TECHNICAL SPECIFICATIONS:

ELECTRICAL

Input Voltage
Typical Power Consumption

24 V DC
40 W + / - 10 %

OPTICAL

Light Source
Colour Variants

24x / 30x High Power Single Chip LEDs
TW (Tunable White 2700 K - 6500 K), TD (Tungsten Dimming 3200 K - 1000 K)
PW (Pure White 2700 K, 3200 K, 4000 K, 5000 K, 6500 K)

Beam Angle
Lumen Output Delivered

67°, 80°
1.742 lm (TW 2700 K @ 67°, with anti-glare ring)
2.463 lm (TW 6500 K @ 67°, with anti-glare ring)
1.589 lm (TW 2700 K @ 80°, with anti-glare ring)
2.343 lm (TW 6500 K @ 80°, with anti-glare ring)
1.839 lm (TD 3200 K @ 67°, with anti-glare ring)
1.670 lm (TD 3200 K @ 80°, with anti-glare ring)
3.160 lm (PW 6500 K @ 67°, with anti-glare ring)
2.760 lm (PW 6500 K @ 80°, with anti-glare ring)
50.000 hrs (L70 @ 25 °C / 77 °F)

Projected Lumen Maintenance

CONTROL

Interface Protocol
Control System
Settings / Addressing
Power Supply

DMX512, RDM, DALI, 0-10 V (TD, PW)
ArcControl Range or any Third Party Controller
DIP Switch
ArcPower for Ambiance or Third Party Constant Voltage 24 V / 60 W Power Supply

PHYSICAL

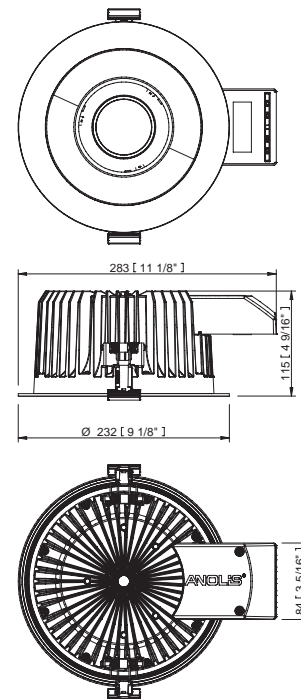
Width x Height x Depth
Weight
Housing
Finish Options (Front Frame)

ø232 x 115 x 283 mm (ø9.1 x 4.53 x 11.1 in.)
1.8 kg / 4 lbs
High Pressure Die-Cast Aluminium Body, Plastic Cover
Standard Color - White RAL 9016, Black RAL 9005
Cost Option - Custom RAL

Cables / Connections
Mounting Method
Protection Factor
IC Rating
Cooling System
Operating Ambient Temperature
Operating Temperature
Total Heat Dissipation

Terminal Block (Power In, DMX In/Out, DALI In/Out, Back-up Power)
Recessed, Via Two Spring Clips. Cut-Out Diameter: 212 mm / 8.34 in.
IP20 (Option: IP54 with attached front clear or frosted glass)
Non-IC Rated
Convection
-20 °C / +40 °C (-4 °F / +104 °F)
75 °C @ Ambient +35 °C (167 °F @ Ambient 95 °F)
136 BTU/h (Calculated)

DIMENSIONS mm (in.):



CERTIFICATION


Listings ETL / cETL, CE, RoHS

ACCESSORIES

Anti-Glare Ring (detachable)
Adaptor Ring + Spring Clip Set (Optional)

* Warranty conditions apply

TD
67°



1000K

1600K

2700K

3000K

3200K

TD
80°



1000K


1600K

2700K

3000K

3200K

TW
67°



2700K


3200K

4000K

5000K

6500K

TW
80°



2700K


3200K

4000K

5000K

6500K

PW
67°



2700K


3200K

4000K

5000K

6500K

PW
80°



2700K

3200K

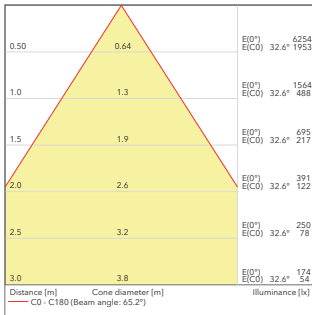
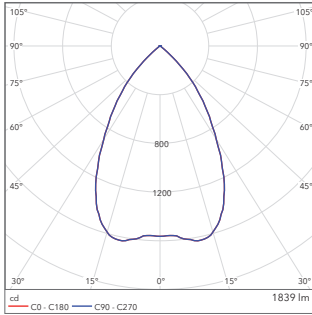
4000K

5000K

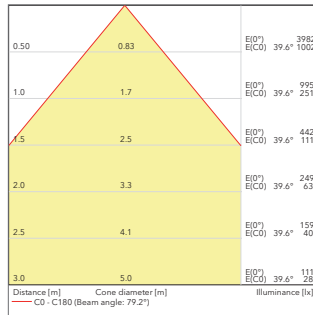
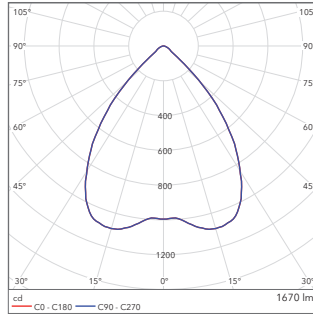
6500K

PHOTOMETRIC DATA:

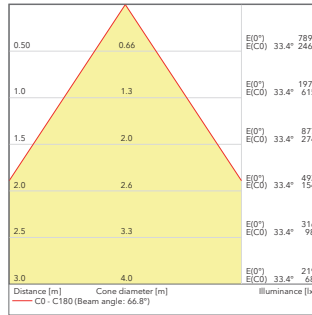
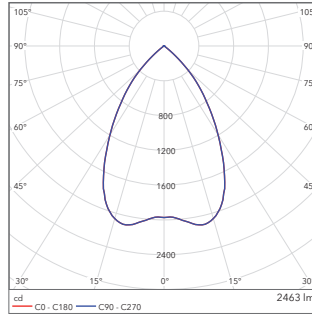
Ambiane TD 3200K 67°



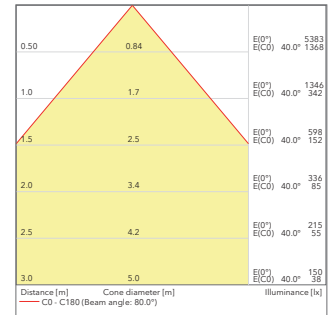
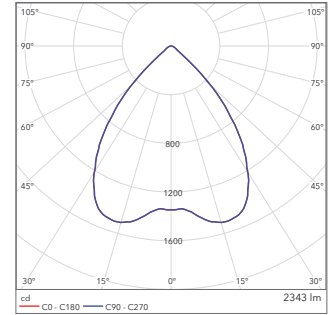
Ambiane TD 3200K 80°



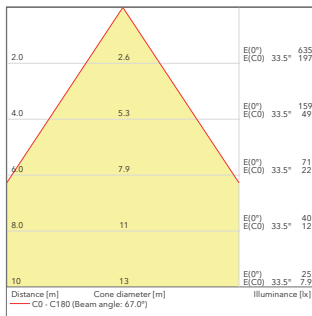
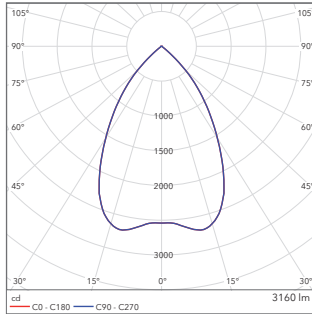
Ambiane TW 6500K 67°



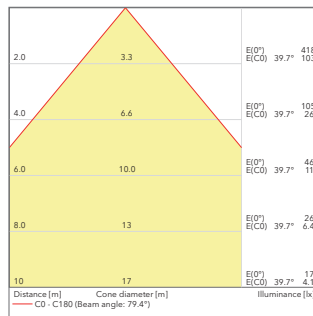
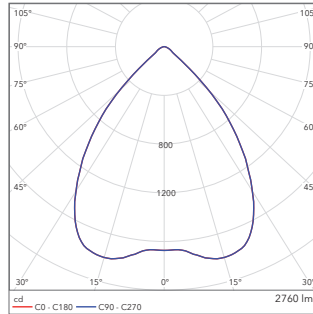
Ambiane TW 6500K 80°



Ambiane PW 6500K 67°



Ambiane PW 6500K 80°



Accessories

Divine 72, Divine 160



Top Hat (Divine 160 only)



Half Top Hat (Divine 160 only)



Wire Guard/Anti-Glare (Divine 160 only)



C-Clamp Adaptor



Barn door Module (Divine 160 only)



Set of Rubber Feet

Divine 60 UV




Top Hat



Half Top Hat



Wire Guard/Anti-Glare



C-Clamp Adaptor



Set of Rubber Feet



Adaptor incl. Black Glass

Accessories

ArcSource Outdoor 16MC Integral - ArcSource Outdoor 24MC Integral:



Top Hat ArcSource Outdoor 16MC



Half Top Hat ArcSource Outdoor 16MC



Floor Stand ArcSource Outdoor 16MC



Top Hat ArcSource Outdoor 24MC



Half Top Hat ArcSource Outdoor 24MC



Floor Stand ArcSource Outdoor 24MC




Land Spike for ASO 16/24MC



Tenon Adaptor for ASO 16/24MC, 64-80 mm



Tenon Adaptor for ASO 16/24MC, 80-106 mm



Pole Clamp for ASO 16/24MC, 63-80 mm



Pole Clamp for ASO 16/24MC, 80-105 mm

Accessories

ArcSource Outdoor 48MC Integral:



Top Hat



Half Top Hat



Floor Stand



Land Spike

ArcSource Outdoor 4MC, ArcSource Outdoor 4MC Pixel

Land Spike Single (100 mm)

Land Spike Twin (100 mm)

Land Spike Single (500 mm)

Land Spike Twin (500 mm)

Land Spike Triple (500 mm)



ArcSource Outdoor 4MC, ArcSource Outdoor 4MC Pixel:



Top Hat



Half Top



Pipe Clamp, fits 1/2 inch pipe

Accessories

ArcSource Outdoor 4MC, ArcSource Outdoor 4MC Pixel:



Floor Stand for Land Spike (flat stand only)



Adaptor Stand 10 cm



Twin Wall Cover, flat

ArcSource Outdoor 4MC Pixel:



Connector
Chogori 3-pin (Male)



Connector
Chogori 3-pin (Female)



Connector
Chogori T-Con (3-pin)



Terminator Active

ArcSource Outdoor 4MC:



Connector
Chogori 8-pin (Male)



Connector
Chogori 8-pin (Female)



Connector
Chogori T-Con (8-pin)

Ambiance RGBW, Ambiance TW, TD, PW:



Anti-Glare Ring



Adaptor Ring 230-255 mm

Notes

A series of horizontal dotted lines for taking notes.

Notes

A series of horizontal dotted lines for taking notes.

Notes

A series of horizontal dotted lines for writing notes.

ANOLIS[®]

ARCHITECTURAL PRODUCT LINE

ROBE[®]

Head office: ROBE lighting s. r. o. | Hážovice 2090 | 756 61 Rožnov pod Radhoštěm | Czech Republic

Factory: ROBE lighting s. r. o. | Palackého 416 | 757 01 Valašské Meziříčí | Czech Republic
Tel.: +420 571 751 500 | Fax: +420 571 751 515 | E-mail: robe@robe.cz

October 2019 © ROBE lighting s. r. o. All specifications subject to change without notice. Patents pending.

www.robe.cz